



Construction

Pre-filters with removable basket, constructed in stainless steel. Loose ring flange connections. Clamp type closing with lever and double adjustment clamp. Inner basket with Ø 6 mm holes.

Applications

For water circulation pump in filtration plants in swimming pools. To prevent foreign bodies from entering the pump and the plant.

Operating conditions

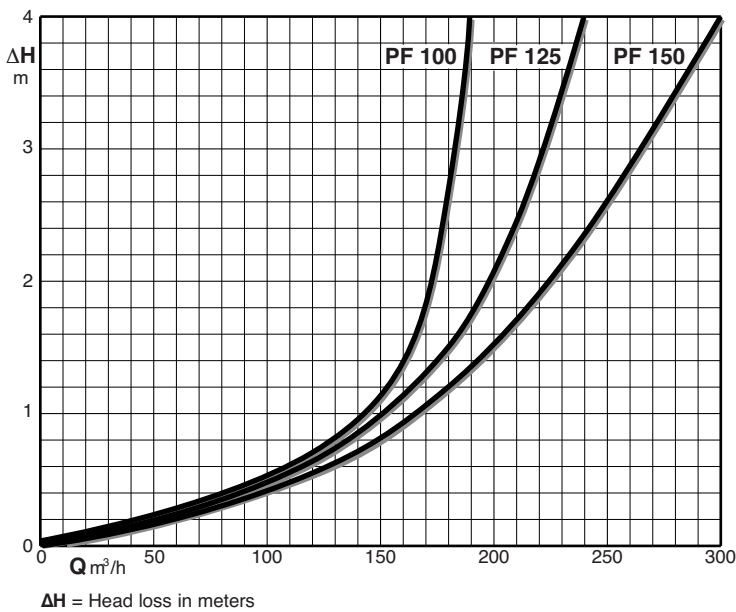
Max working pressure: 3 bar.
 Max flow: 180 m³/h for PF 100.
 240 m³/h for PF 125.
 300 m³/h for PF 150.

Materials

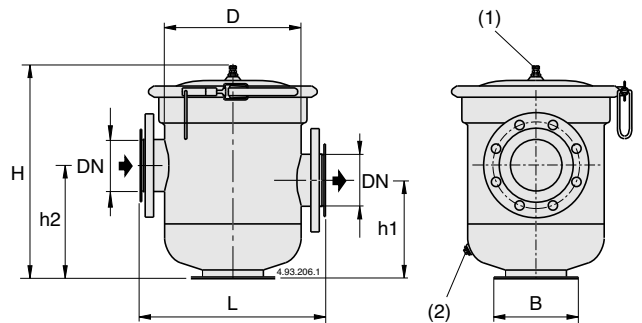
Components	Materials
Pre-filter body PF 100-304 PF 125-304 PF 150-304	Stainless steel AISI 304
Pre-filter body PF 100-316 PF 125-316 PF 150-316	Stainless steel AISI 316
Strainer basket	Stainless steel AISI 316

16

Diagram of head loss



Dimensions and weights



Flanges UNI 6089 PN 10

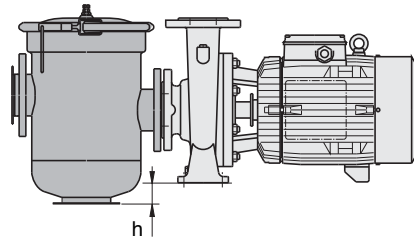
Type	mm							kg
	DN	H	h1	h2	L	D	B	
PF 100	100	530	247	287	440	292	185	17,5
PF 125	125				440	292	185	17,7
PF 150	150	550	260	300	500	350	210	23,3

1 Relief valve

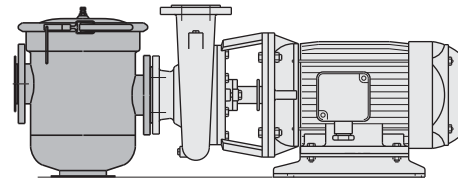
2 Draining plug

Recommended pumps and pre-filters

Pump	Pre-filter type	h mm
NM 80/16EE NM 80/16CE-DE NM 80/16BE	PF 100	67
NM4 100/20BE-CE NM4 100/20AE	PF 125	47
NM4 100/25BE NM4 100/25AE	PF 125	22
NM4 125/25DE-EE NM4 125/25CE NM4 125/250AE-BE	PF 150	10 10 -



NM 80/16BE-CE-DE-EE
NM4 100/20AE-BE-CE
NM4 100/25AE-BE
NM4 125/25CE-DE-EE

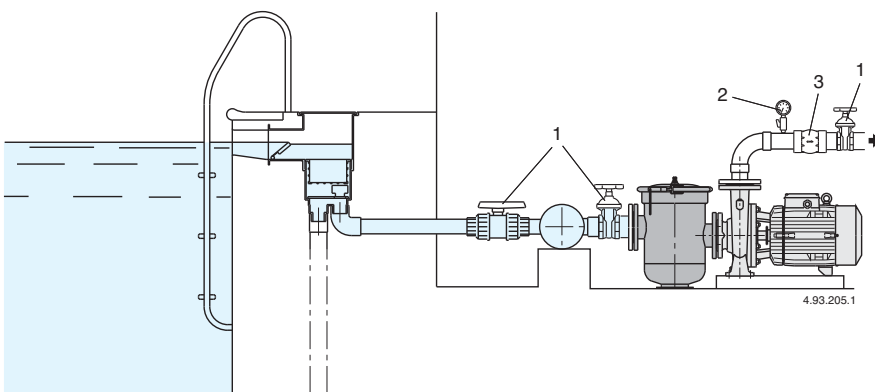


NM4 125/250AE-BE

4.93.181

Examples of installations

Operation with positive suction head



- 1 Gate valve
- 2 Pressure gauge
- 3 Check valve
- 4 Foot valve

Operation with suction lift

