



Construction

Close-coupled centrifugal pumps with open impeller.
Free-flow impeller (vortex or recessed impeller) for type C 16/1E.

C: version with pump casing and lantern bracket in cast iron.
B-C: version with pump casing and lantern bracket in bronze (the pumps are supplied fully painted).

Applications

For moderately dirty liquids or emulsions.
For industry and agriculture.

Operating conditions

Liquid temperature from -10 °C to +90 °C.
Ambient temperature up to 40 °C.
Total suction lift up to 8 m.
Maximum permissible working pressure: 6 bar.
Maximum size of solids: 4 mm.
Continuous duty.

Motor

2-pole induction motor, 50 Hz (n = 2900 rpm).
C: three-phase 230/400 V ± 10%.
CM: single-phase 230 V ± 10%, with thermal protector.
Capacitor inside the terminal box.

Insulation class F.
Protection IP 54.
Constructed in accordance with: EN 60034-1;
EN 60335-1, EN 60335-2-41.

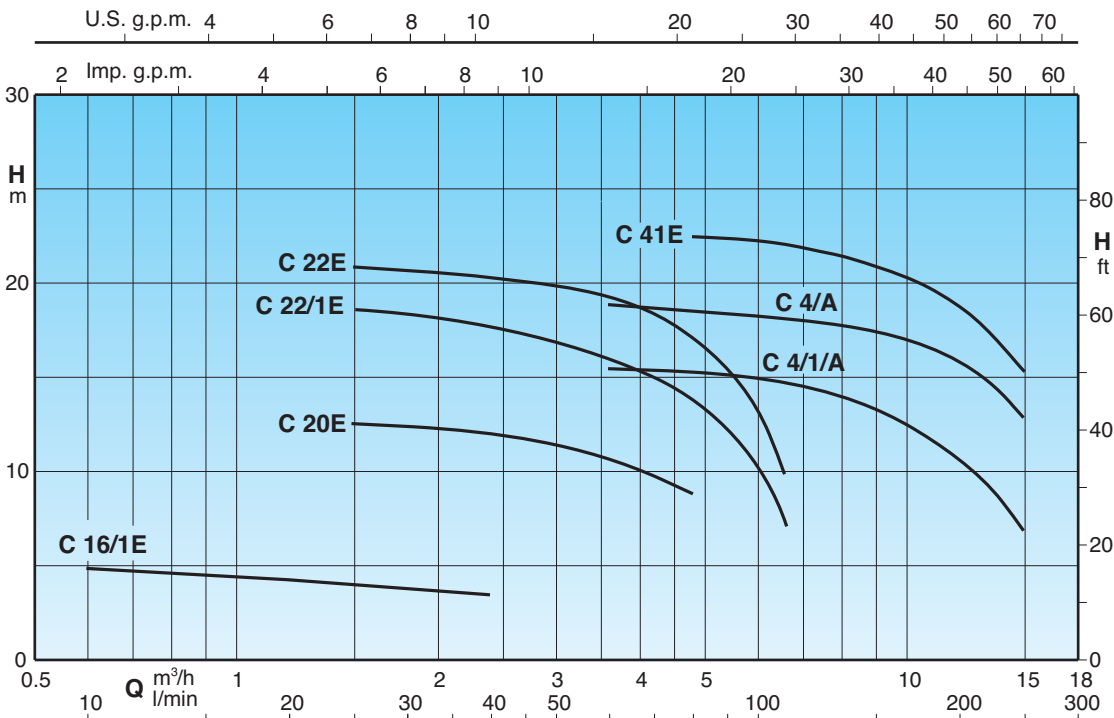
Special features on request

- Other voltages.
- Frequency 60 Hz (as per 60 Hz data sheet).
- Protection IP 55.
- Special mechanical seal
- Higher or lower liquid or ambient temperatures.

Materials

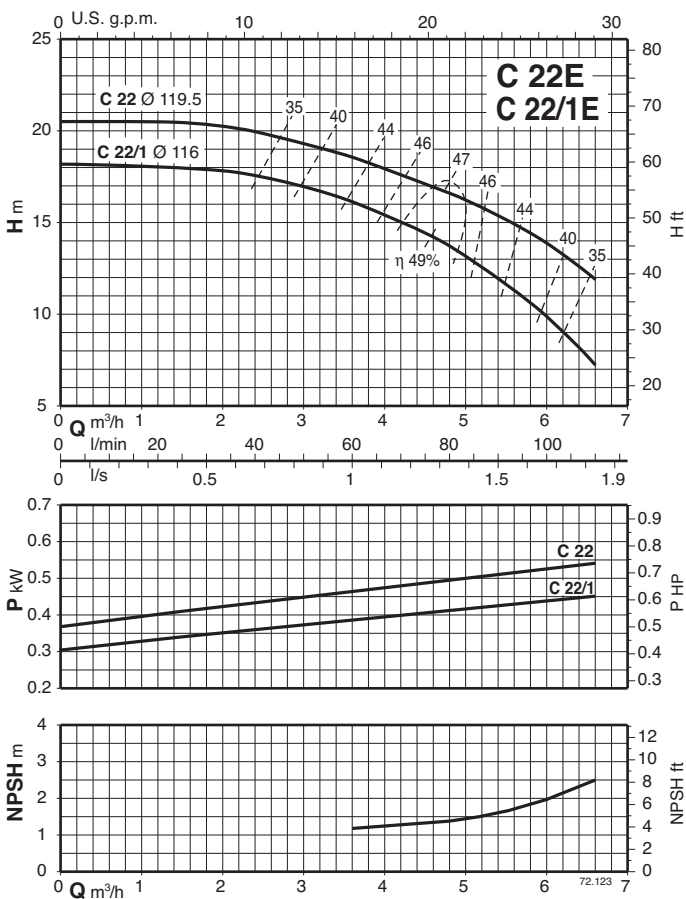
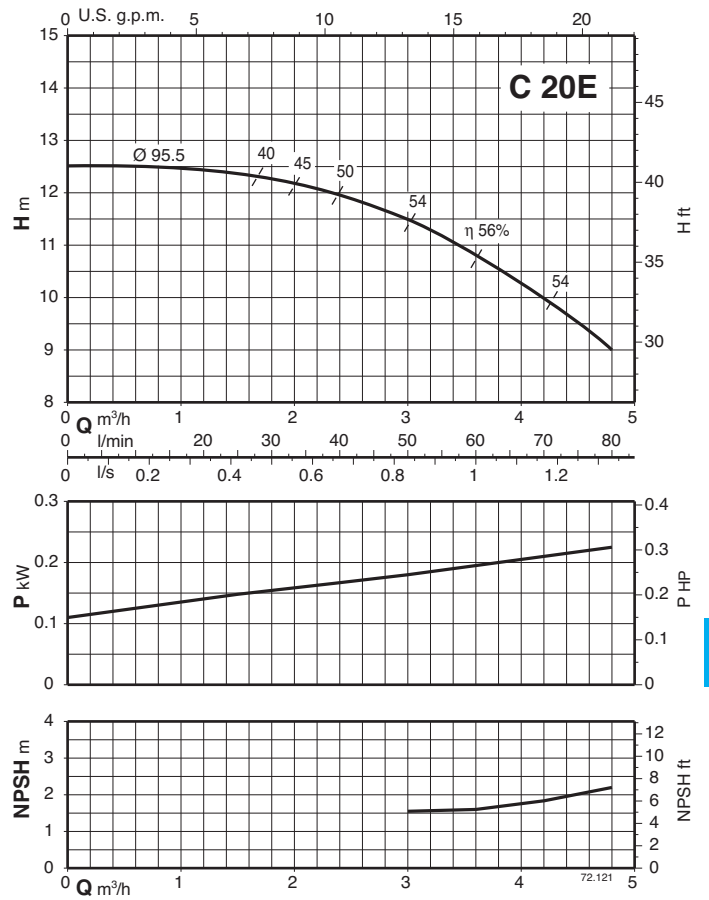
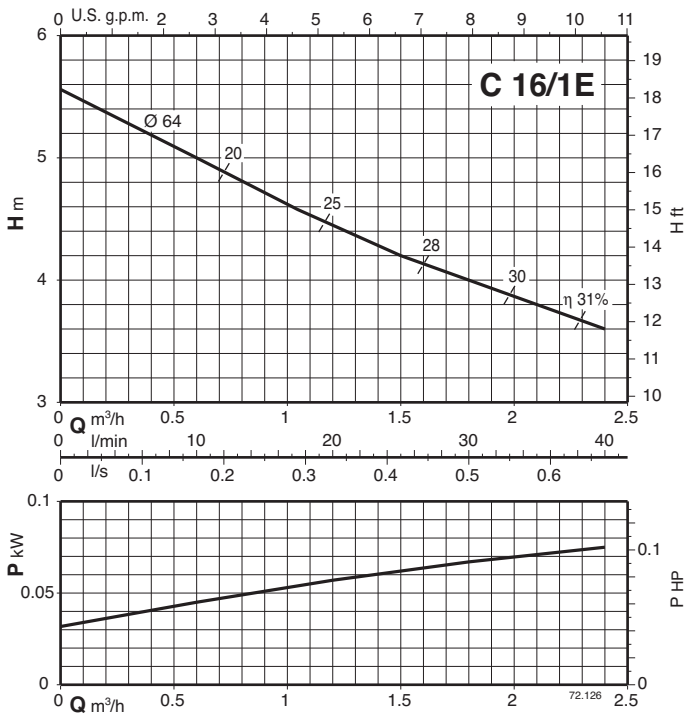
Component	C	B-C
Pump casing	Cast iron GJL 200 EN 1561	Bronze G-Cu Sn 10 EN 1982
Lantern bracket	Cast iron GJL 200 EN 1561	Bronze G-Cu Sn 10 EN 1982
Impeller	Brass P- Cu Zn 40 Pb 2 UNI 5705	
Shaft	Chrome steel 1.4104 EN 10088 (AISI 430)	Cr-Ni-Mo steel 1.4401 EN 10088 (AISI 316)
	Chrome-nickel steel 1.4305 EN 10088 (AISI 303) for C 41	
Mechanical seal	Carbon - Ceramic - NBR	

Coverage chart n ≈ 2900 rpm





Characteristic curves $n \approx 2900$ rpm





Characteristic curves $n \approx 2900$ rpm

