



Construction

Horizontal multi-stage close coupled pump. Single-piece barrel casing in cast iron, with front suction port above pumps axis and radial delivery at top. Stages in Noryl.

Applications

For water supply.
For domestic use, for garden use and irrigation.

Operating conditions

Liquid temperature: 0 °C to +50 °C.
Ambient temperature up to +40 °C.
Maximum permissible pressure in the pump casing: 8 bar.
Continuous duty.

Motor

2-pole induction motor, 50 Hz (n = 2800 rpm).
MGP: three-phase 230/400 V ± 10%.
MGPM: single-phase 230 V ± 10%, with thermal protector.
Capacitor inside the terminal box.
Insulation class F.
Protection IP 54.
Constructed in accordance with: EN 60034-1;
EN 60335-1, EN 60335-2-41.

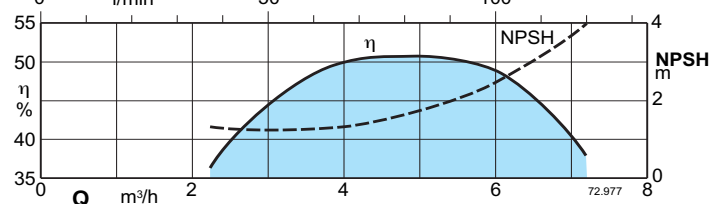
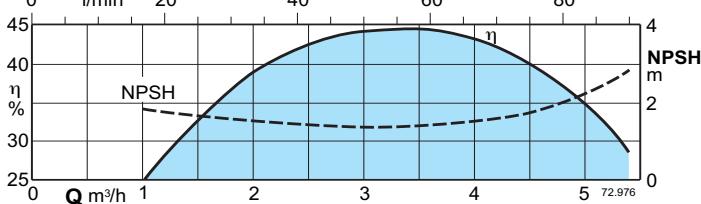
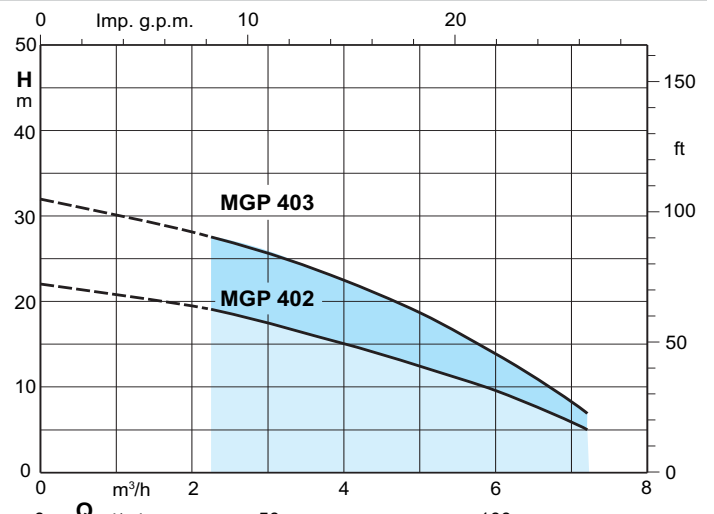
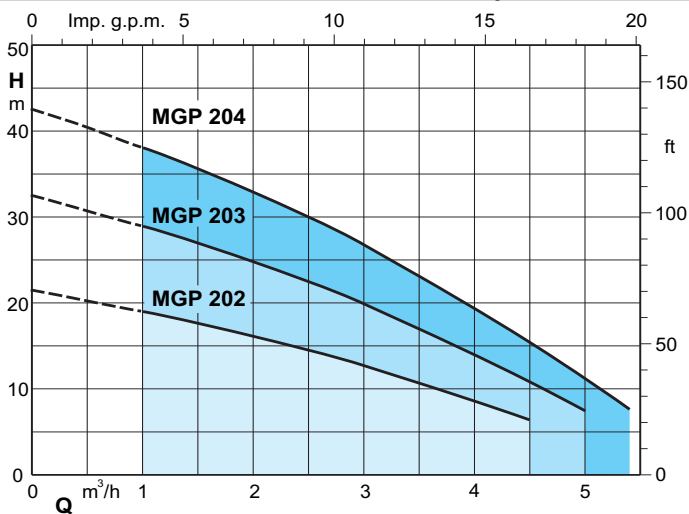
Materials

Component	Material
Pump casing	Cast iron GJL 200 EN 1561
Casing cover	Cr-Ni steel 1.4301 EN 10088 (AISI 304)
Pump Shaft	Chrome steel 1.4104 EN 10088 (AISI 430)
Stage casing	PPO-GF20 (Noryl)
Impeller	PPO-GF20 (Noryl)
Mechanical seal	Carbon - Ceramic - NBR

Special features on request

- Other voltages.
- Frequency 60 Hz (as per 60 Hz data sheet).

Characteristic curves n ≈ 2800 rpm



Performance $n \approx 2800$ rpm

3 ~	230 V 400 V		1 ~	230 V		P ₁		P ₂		Q											
	A	A		A	kW	kW	HP	m ³ /h	l/min		0	1	1,5	2	2,5	3	3,5	4	4,5	5	5,4
MGP 202	1,7	1	MGPM 202	2,3	0,45	0,33	0,45	H	m	21,5	19	17,5	16	14,5	12,5	10,5	8,5	6,5			
MGP 203	2,4	1,4	MGPM 203	3	0,63	0,45	0,6			32,5	29	27	25	22,5	20	17	14	11	7,5		
MGP 204	2,8	1,6	MGPM 204	3,3	0,75	0,55	0,75			43	38	35,5	32,7	29,7	26,5	23	19,2	15,2	11	7,5	

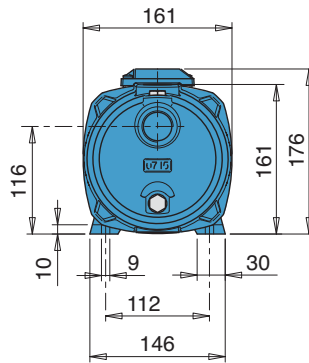
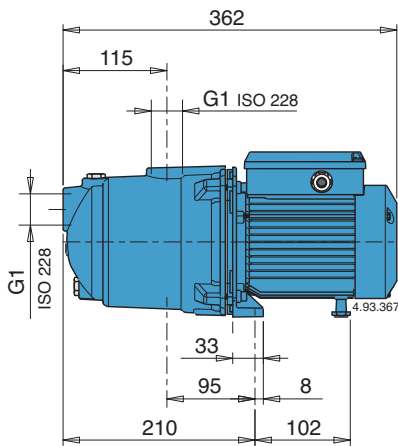
3 ~	230 V 400 V		1 ~	230 V		P ₁		P ₂		Q								
	A	A		A	kW	kW	HP	m ³ /h	l/min		0	2,25	3	3,5	4	4,5	5	6
MGP 402	2,4	1,4	MGPM 402	3	0,61	0,45	0,6	H	m	22	19	17,5	16,5	15	14	12,5	9,5	5
MGP 403	3	1,73	MGPM 403	3,5	0,85	0,55	0,75			32	27,5	25,5	23,7	22	20	18	13,3	7

P₁ Max. power input.
P₂ Rated motor power output.

Test results with clean cold water, without gas content.
+ 0,5 m security margin on NPSH-value is necessary.

Tolerances according to ISO 9906, annex A.
For capacities over 4 m³/h use a suction pipe G 1 1/4 (DN 32).

Dimensions and weights



TYPE	Net weight	
	kg	
	MGP	MGPM
MGP 202 - MGPM 202	8,9	9
MGP 203 - MGPM 203	9,3	9,4
MGP 204 - MGPM 204	10,3	10,4
MGP 402 - MGPM 402	9,5	9,6
MGP 403 - MGPM 403	10,3	10,4

Features

Extra safety

against running dry, with the suction port above pump axis.

Robust

Single-piece barrel casing.

Compact

Single-piece lantern bracket and base.

Low noise

with the water-filled shroud around the stages.

