



## Materials

| Components      | 6SDX                        | 6SDXL          | 8SDX                    | 8SDXL                      |
|-----------------|-----------------------------|----------------|-------------------------|----------------------------|
| External jacket | Cr-Ni steel                 | Cr-Ni-Mo steel | Cr-Ni steel             | Cr-Ni-Mo steel             |
| Suction lantern | AISI 304                    | AISI 316L      | AISI 304                | AISI 316                   |
| Upper cover     | Cr-Ni-Mo steel AISI 316     |                | -                       | -                          |
| Delivery casing | Cr-Ni-Mo steel<br>AISI 316L |                | Cr-Ni steel<br>AISI 304 | Cr-Ni-Mo steel<br>AISI 316 |
| Strainer        | Cr-Ni-Mo steel              |                | Cr-Ni-Mo steel          |                            |
| Valve set       | AISI 316                    |                | AISI 316                |                            |
| O-ring valve    | NBR                         |                |                         |                            |
| Shaft           | Cr-Ni-Mo steel AISI 316     |                | Cr-Ni-Mo steel AISI 329 |                            |
| Coupling set    | Cr-Ni-Mo steel AISI 316/329 |                |                         |                            |
| Diffuser        | Cr-Ni steel                 | Cr-Ni-Mo steel | Cr-Ni steel             | Cr-Ni-Mo steel             |
| Stage casing    | AISI 304                    | AISI 316L      | AISI 304                | AISI 316                   |
| Impeller        | Cr-Ni steel                 | Cr-Ni-Mo steel | Cr-Ni-Mo steel          |                            |
|                 | AISI 304                    | AISI 316L      | AISI 316                |                            |
| Wear ring       | Teflon (PTFE)               |                |                         |                            |
| Bearing bush    | NBR                         |                |                         |                            |
| Cable guard     | Cr-Ni-Mo steel              |                |                         |                            |
| Screws          | AISI 316                    |                |                         |                            |

## CS Motor

| Components     | CS 6", 8", 10" standard                           | I-CS 6", 8", 10" AISI 316  |
|----------------|---|----------------------------|
| External frame | AISI 304 (AISI 316Ti for 10")                     | Cr-Ni-Mo steel AISI 316 Ti |
| Motor flange   | Cast iron GJL 200 EN 1561                         | Cr-Ni-Mo steel AISI 316    |
| Shaft end      | Hardened and tempered AISI 420 (AISI 329 for 10") | Cr-Ni-Mo steel AISI 329    |
| Thrust bearing | Oscillating pads                                  | Oscillating pads           |
| Bushings       | Graphite<br>(Bronze for 8" motor of 51-59-66 kW)  | Graphite                   |

## Construction

Submersible borehole pumps for 6" wells (DN 150 mm) and 8" (DN 200 mm).

**6,8SDX:** with external jacket and stages in stainless steel AISI 304.

**6,8SDXL:** with external jacket and stages in stainless steel AISI 316.

### Impellers

| Radial impellers | Mixed flow impellers              |
|------------------|-----------------------------------|
| 6SDX(L) 13-18-27 | 6SDX(L) 30-46-65<br>8SDX(L) 78-97 |

**Connection:** Screwed connection ISO 228

Delivery casing with built-in non-return valve.

## Applications

For water supply.

For civil and industrial applications.

For fire fighting applications.

For irrigation.

## Operating conditions

Liquid temperature up to 25 °C.

Max. sand quantity into the water: 100 g/m<sup>3</sup>.

Continuous duty.

## Rewindable motor CS series

2-pole induction motor, 50 Hz (n = 2900 rpm).

With water wetted winding in rewindable execution.

Sized for connection to the pumps according to NEMA Standards.

Standard voltages:

- three-phase 400 V; 400/690 V.

Voltage tolerance : +6% / -10%.

In order to limit both current and torque at each starting, for rated motor powers equal to or higher than 7.5kW, one of the following types of starting is necessary: star/delta, soft starter, stator impedance or autotransformer.

| Motor | Max. Liquid temperature | Cooling : minimum flow velocity                     | Max. starts per hour |
|-------|-------------------------|---|----------------------|
| 4"    | 35 °C                   | 0,08 m/s  | 20                   |
| 6"    | 25 °C                   | 0,20 m/s for 4 ÷ 15 kW<br>0,50 m/s for 18,5 ÷ 30 kW | 15                   |
| 8"    | 25 °C                   | 0,20 m/s for 30 ÷ 51 kW<br>0,50 m/s for 55 ÷ 75 kW  | 15                   |
| 10"   | 25 °C                   | 0,50 m/s  | 10                   |

Insulation class F for 4" motors, PVC coated wire for 6-8-10" motors. Protection IP 68.

### Cable

| Motor 400V - 50Hz - 3 ~ | Section                       | Length |
|-------------------------|-------------------------------|--------|
| 4CS 2,2 ÷ 3 kW          | 3x1,5 + 1G1,5 mm <sup>2</sup> | 3 m    |
| 6CS 4 ÷ 22 kW           | 3 x (1x4) mm <sup>2</sup>     | 3,5 m  |
| 6CS 26 - 30 kW          | 3 x (1x6) mm <sup>2</sup>     | 3,5 m  |
| 8CS 30 kW               | 3 x (1x6) mm <sup>2</sup>     | 4 m    |
| 8CS 37 ÷ 59 kW          | 3 x (1x16) mm <sup>2</sup>    | 4 m    |
| 8CS 66 - 75 kW          | 3 x (1x25) mm <sup>2</sup>    | 4 m    |
| 8CS 92 kW               | 3 x (1x35) mm <sup>2</sup>    | 4 m    |
| 10CS 85-130 kW          | 3 x 50 mm <sup>2</sup>        | 6 m    |

## Special features on request

- Other voltages. - 60 Hz frequency.

- Other temperatures.

- Encapsulated motor **FK series** (for characteristic see pag. 333).

## Designation

6 SDX L 13 / 17

Ø of the well in inches \_\_\_\_\_

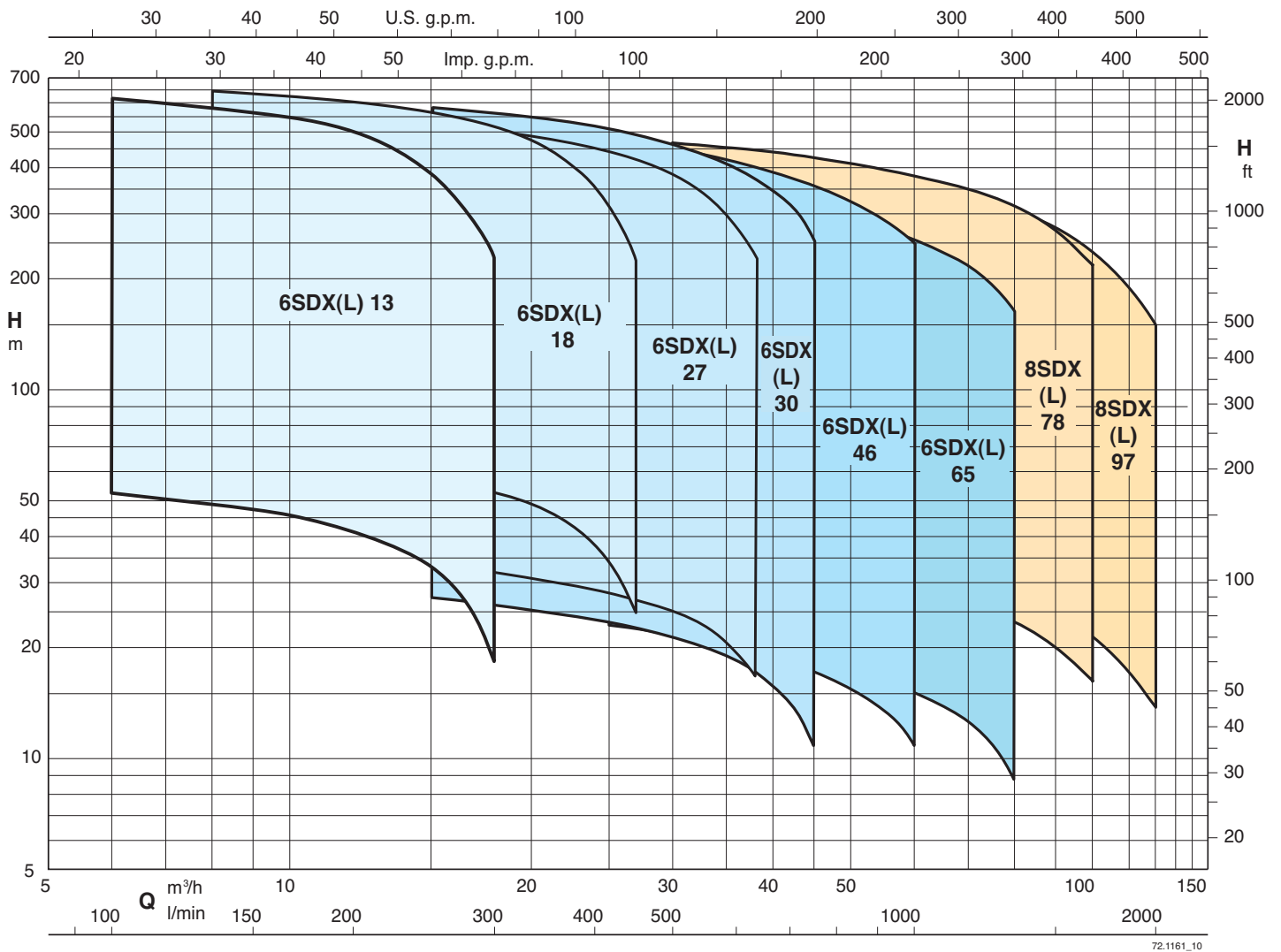
Series \_\_\_\_\_

Cr-Ni-Mo steel AISI 316 construction \_\_\_\_\_

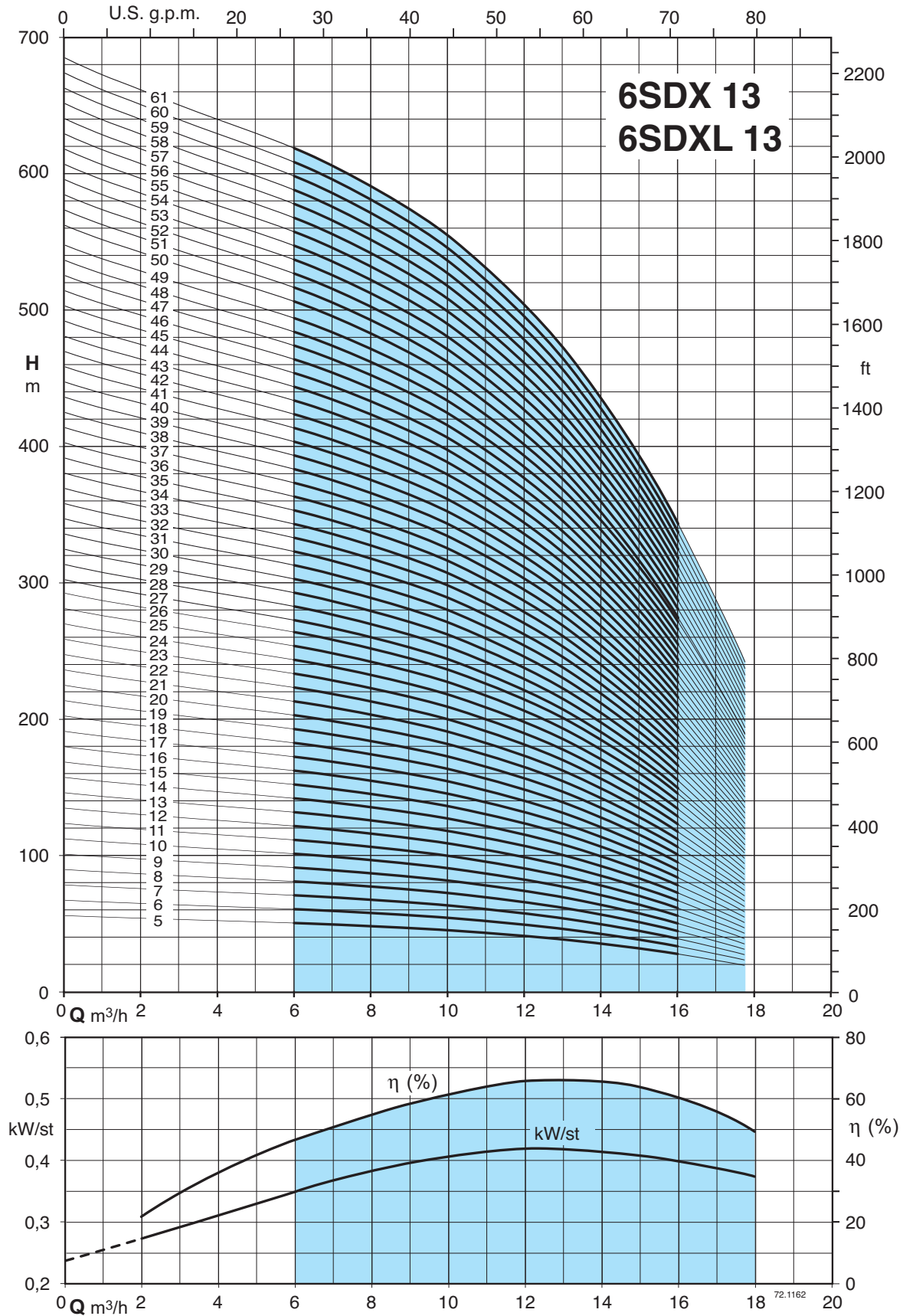
Stage identification \_\_\_\_\_

Number of stages \_\_\_\_\_

Coverage chart  $n \approx 2900$  rpm

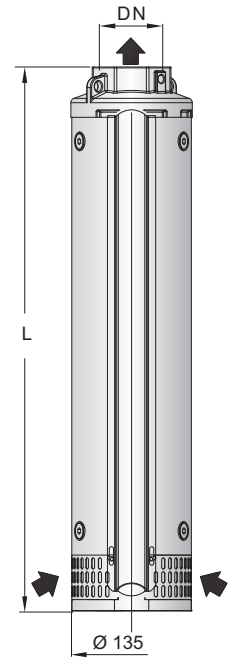


## Characteristic curves

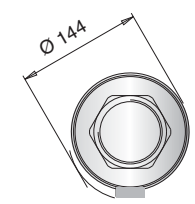
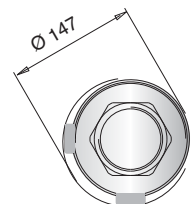


### Performance n ≈ 2900 rpm, dimensions and weights

| 3 ~            | P <sub>2</sub> |           | Q<br>m <sup>3</sup> /h<br>l/min | n ≈ 2900 rpm |      |      |      |      |      |      |   |   |  | DN | Motore   |          | L<br>mm | kg |
|----------------|----------------|-----------|---------------------------------|--------------|------|------|------|------|------|------|---|---|--|----|----------|----------|---------|----|
|                | kW             | HP        |                                 | H m          |      |      |      |      |      |      |   |   |  |    | CS<br>mm | FK<br>mm |         |    |
|                |                |           |                                 | 0            | 6    | 8    | 10   | 12   | 15   | 18   | - | - |  |    |          |          |         |    |
| 6SDX (L) 13/5  | 2,2            | 3         |                                 | 56,1         | 50,7 | 48,4 | 45,4 | 41,4 | 31,3 | 18,6 | - | - |  |    |          | 414      | 11,5    |    |
| 6SDX (L) 13/6  | 3              | 4         |                                 | 67,3         | 60,8 | 58,1 | 54,5 | 49,7 | 37,5 | 22,3 |   |   |  |    |          | 444      | 12,3    |    |
| 6SDX (L) 13/7  | 3              | 4         |                                 | 78,5         | 71,0 | 67,8 | 63,6 | 58,0 | 43,8 | 26,0 |   |   |  |    |          | 474      | 13      |    |
| 6SDX (L) 13/8  | 4              | 5,5       |                                 | 89,7         | 81,1 | 77,5 | 72,7 | 66,3 | 50,0 | 29,7 |   |   |  |    |          | 501      | 14      |    |
| 6SDX (L) 13/9  | 5,5            | 7,5       |                                 | 101          | 91,2 | 87,2 | 81,8 | 74,6 | 56,3 | 33,4 |   |   |  |    |          | 531      | 14,5    |    |
| 6SDX (L) 13/10 | 5,5            | 7,5       |                                 | 112          | 101  | 96,9 | 90,9 | 82,9 | 62,5 | 37,1 |   |   |  |    |          | 561      | 15      |    |
| 6SDX (L) 13/11 | 5,5            | 7,5       |                                 | 123          | 112  | 107  | 100  | 91,2 | 68,8 | 40,8 |   |   |  |    |          | 591      | 16      |    |
| 6SDX (L) 13/12 | 5,5            | 7,5       |                                 | 135          | 122  | 116  | 109  | 99,5 | 75,0 | 44,6 |   |   |  |    |          | 621      | 16,8    |    |
| 6SDX (L) 13/13 | 5,5            | 7,5       |                                 | 146          | 132  | 126  | 118  | 108  | 81,3 | 48,3 |   |   |  |    |          | 651      | 17,5    |    |
| 6SDX (L) 13/14 | 7,5            | 10        |                                 | 157          | 142  | 136  | 127  | 116  | 87,5 | 52,0 |   |   |  |    |          | 681      | 18,5    |    |
| 6SDX (L) 13/15 | 7,5            | 10        |                                 | 168          | 152  | 145  | 136  | 124  | 93,8 | 55,7 |   |   |  |    |          | 711      | 19      |    |
| 6SDX (L) 13/16 | 7,5            | 10        |                                 | 179          | 162  | 155  | 145  | 133  | 100  | 59,4 |   |   |  |    |          | 741      | 19,8    |    |
| 6SDX (L) 13/17 | 7,5            | 10        |                                 | 191          | 172  | 165  | 155  | 141  | 106  | 63,1 |   |   |  |    |          | 771      | 20,5    |    |
| 6SDX (L) 13/18 | 9,3            | 12,5      |                                 | 202          | 183  | 174  | 164  | 149  | 113  | 66,8 |   |   |  |    |          | 801      | 21,3    |    |
| 6SDX (L) 13/19 | 9,3            | 12,5      |                                 | 213          | 193  | 184  | 173  | 158  | 119  | 70,5 |   |   |  |    |          | 831      | 22      |    |
| 6SDX (L) 13/20 | 9,3            | 12,5      |                                 | 224          | 203  | 194  | 182  | 166  | 125  | 74,3 |   |   |  |    |          | 861      | 23      |    |
| 6SDX (L) 13/21 | 9,3            | 12,5      |                                 | 236          | 213  | 203  | 191  | 174  | 131  | 78,0 |   |   |  |    |          | 891      | 23,5    |    |
| 6SDX (L) 13/22 | 9,3            | 12,5      |                                 | 247          | 223  | 213  | 200  | 182  | 138  | 81,7 |   |   |  |    |          | 921      | 24      |    |
| 6SDX (L) 13/23 | 11             | 15        |                                 | 258          | 233  | 223  | 209  | 191  | 144  | 85,4 |   |   |  |    |          | 951      | 25      |    |
| 6SDX (L) 13/24 | 11             | 15        |                                 | 269          | 243  | 233  | 218  | 199  | 150  | 89,1 |   |   |  |    |          | 981      | 25,5    |    |
| 6SDX (L) 13/25 | 11             | 15        |                                 | 280          | 253  | 242  | 227  | 207  | 156  | 92,8 |   |   |  |    |          | 1011     | 26,5    |    |
| 6SDX (L) 13/26 | 11             | 15        |                                 | 292          | 264  | 252  | 236  | 216  | 163  | 96,5 |   |   |  |    |          | 1041     | 27      |    |
| 6SDX (L) 13/27 | 13 (15)        | 17,5 (20) |                                 | 303          | 274  | 262  | 245  | 224  | 169  | 100  |   |   |  |    |          | 1071     | 29      |    |
| 6SDX (L) 13/28 | 13 (15)        | 17,5 (20) |                                 | 314          | 284  | 271  | 255  | 232  | 175  | 104  |   |   |  |    |          | 1101     | 29      |    |
| 6SDX (L) 13/29 | 13 (15)        | 17,5 (20) |                                 | 325          | 294  | 281  | 264  | 240  | 181  | 108  |   |   |  |    |          | 1131     | 30,5    |    |
| 6SDX (L) 13/30 | 13 (15)        | 17,5 (20) |                                 | 336          | 304  | 291  | 273  | 249  | 188  | 111  |   |   |  |    |          | 1161     | 30,8    |    |
| 6SDX (L) 13/31 | 13 (15)        | 17,5 (20) |                                 | 348          | 314  | 300  | 282  | 257  | 194  | 115  |   |   |  |    |          | 1191     | 31      |    |
| 6SDX (L) 13/32 | 15             | 20        |                                 | 359          | 324  | 310  | 291  | 265  | 200  | 119  |   |   |  |    |          | 1221     | 31,5    |    |
| 6SDX (L) 13/33 | 15             | 20        |                                 | 370          | 335  | 320  | 300  | 274  | 206  | 123  |   |   |  |    |          | 1251     | 32,5    |    |
| 6SDX (L) 13/34 | 15             | 20        |                                 | 381          | 345  | 329  | 309  | 282  | 213  | 126  |   |   |  |    |          | 1281     | 33,5    |    |
| 6SDX (L) 13/35 | 15             | 20        |                                 | 392          | 355  | 339  | 318  | 290  | 219  | 130  |   |   |  |    |          | 1311     | 34      |    |
| 6SDX (L) 13/36 | 15             | 20        |                                 | 404          | 365  | 349  | 327  | 298  | 225  | 134  |   |   |  |    |          | 1341     | 34,5    |    |
| 6SDX (L) 13/37 | 18,5           | 25        |                                 | 415          | 375  | 358  | 336  | 307  | 231  | 137  |   |   |  |    |          | 1371     | 35,3    |    |
| 6SDX (L) 13/38 | 18,5           | 25        |                                 | 426          | 385  | 368  | 345  | 315  | 238  | 141  |   |   |  |    |          | 1401     | 36      |    |
| 6SDX (L) 13/39 | 18,5           | 25        |                                 | 437          | 395  | 378  | 354  | 323  | 244  | 145  |   |   |  |    |          | 1431     | 37,3    |    |
| 6SDX (L) 13/40 | 18,5           | 25        |                                 | 449          | 406  | 388  | 364  | 332  | 250  | 149  |   |   |  |    |          | 1461     | 38,5    |    |
| 6SDX (L) 13/41 | 18,5           | 25        |                                 | 460          | 416  | 397  | 373  | 340  | 256  | 152  |   |   |  |    |          | 1491     | 38,8    |    |
| 6SDX (L) 13/42 | 18,5           | 25        |                                 | 471          | 426  | 407  | 382  | 348  | 263  | 156  |   |   |  |    |          | 1521     | 39      |    |
| 6SDX (L) 13/43 | 18,5           | 25        |                                 | 482          | 436  | 417  | 391  | 356  | 269  | 160  |   |   |  |    |          | 1551     | 39,8    |    |
| 6SDX (L) 13/44 | 18,5           | 25        |                                 | 493          | 446  | 426  | 400  | 365  | 275  | 163  |   |   |  |    |          | 1581     | 40,5    |    |
| 6SDX (L) 13/45 | 22             | 30        |                                 | 505          | 456  | 436  | 409  | 373  | 281  | 167  |   |   |  |    |          | 1611     | 41,3    |    |
| 6SDX (L) 13/46 | 22             | 30        |                                 | 516          | 466  | 446  | 418  | 381  | 288  | 171  |   |   |  |    |          | 1641     | 42      |    |
| 6SDX (L) 13/47 | 22             | 30        |                                 | 527          | 477  | 455  | 427  | 390  | 294  | 175  |   |   |  |    |          | 1671     | 43      |    |
| 6SDX (L) 13/48 | 22             | 30        |                                 | 538          | 487  | 465  | 436  | 398  | 300  | 178  |   |   |  |    |          | 1700     | 44      |    |
| 6SDX (L) 13/49 | 22             | 30        |                                 | 549          | 497  | 475  | 445  | 406  | 306  | 182  |   |   |  |    |          | 1731     | 45      |    |
| 6SDX (L) 13/50 | 22             | 30        |                                 | 561          | 507  | 484  | 454  | 414  | 313  | 186  |   |   |  |    |          | 1761     | 46      |    |
| 6SDX (L) 13/51 | 22             | 30        |                                 | 572          | 517  | 494  | 464  | 423  | 319  | 189  |   |   |  |    |          | 1791     | 47      |    |
| 6SDX (L) 13/52 | 22             | 30        |                                 | 583          | 527  | 504  | 473  | 431  | 325  | 193  |   |   |  |    |          | 1821     | 48      |    |
| 6SDX (L) 13/53 | 26 (30)        | 35 (40)   |                                 | 594          | 537  | 513  | 482  | 439  | 331  | 197  |   |   |  |    |          | 1851     | 48,8    |    |
| 6SDX (L) 13/54 | 26 (30)        | 35 (40)   |                                 | 606          | 547  | 523  | 491  | 448  | 338  | 201  |   |   |  |    |          | 1881     | 49,7    |    |
| 6SDX (L) 13/55 | 26 (30)        | 35 (40)   |                                 | 617          | 558  | 533  | 500  | 456  | 344  | 204  |   |   |  |    |          | 1911     | 50,5    |    |
| 6SDX (L) 13/56 | 26 (30)        | 35 (40)   |                                 | 628          | 568  | 543  | 509  | 464  | 350  | 208  |   |   |  |    |          | 1941     | 51,3    |    |
| 6SDX (L) 13/57 | 26 (30)        | 35 (40)   |                                 | 639          | 578  | 552  | 518  | 472  | 356  | 212  |   |   |  |    |          | 1971     | 52,2    |    |
| 6SDX (L) 13/58 | 26 (30)        | 35 (40)   |                                 | 650          | 588  | 562  | 527  | 481  | 363  | 215  |   |   |  |    |          | 2000     | 53      |    |
| 6SDX (L) 13/59 | 26 (30)        | 35 (40)   |                                 | 662          | 598  | 572  | 536  | 489  | 369  | 219  |   |   |  |    |          | 2030     | 54      |    |
| 6SDX (L) 13/60 | 26 (30)        | 35 (40)   |                                 | 673          | 608  | 581  | 545  | 497  | 375  | 223  |   |   |  |    |          | 2060     | 55      |    |
| 6SDX (L) 13/61 | 26 (30)        | 35 (40)   |                                 | 684          | 618  | 591  | 554  | 506  | 381  | 227  |   |   |  |    |          | 2090     | 56      |    |



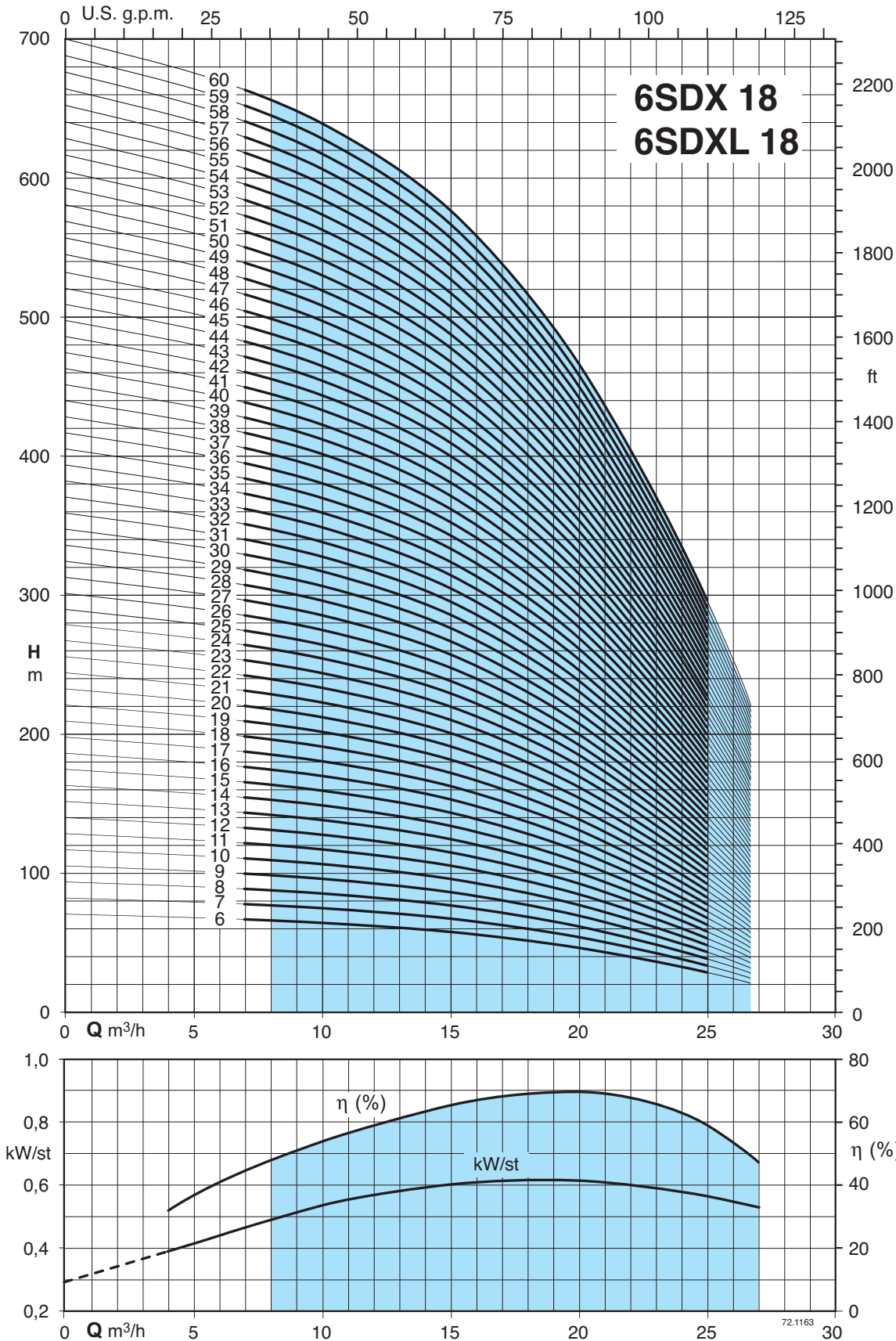
4", 6"



39

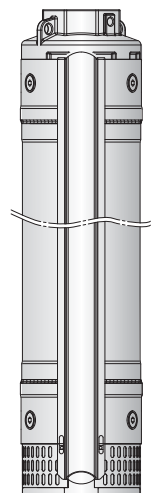
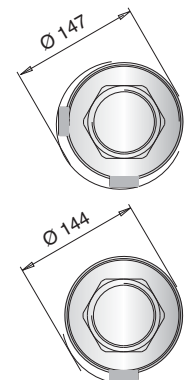
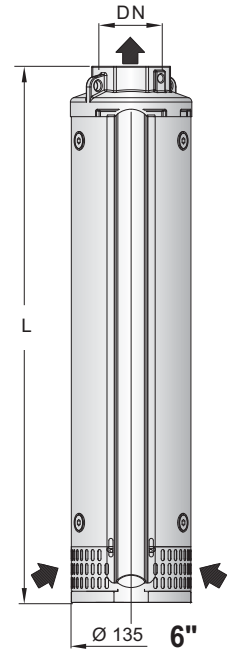
Reinforced with special collar from 6SDX(L) 13/50

## Characteristic curves



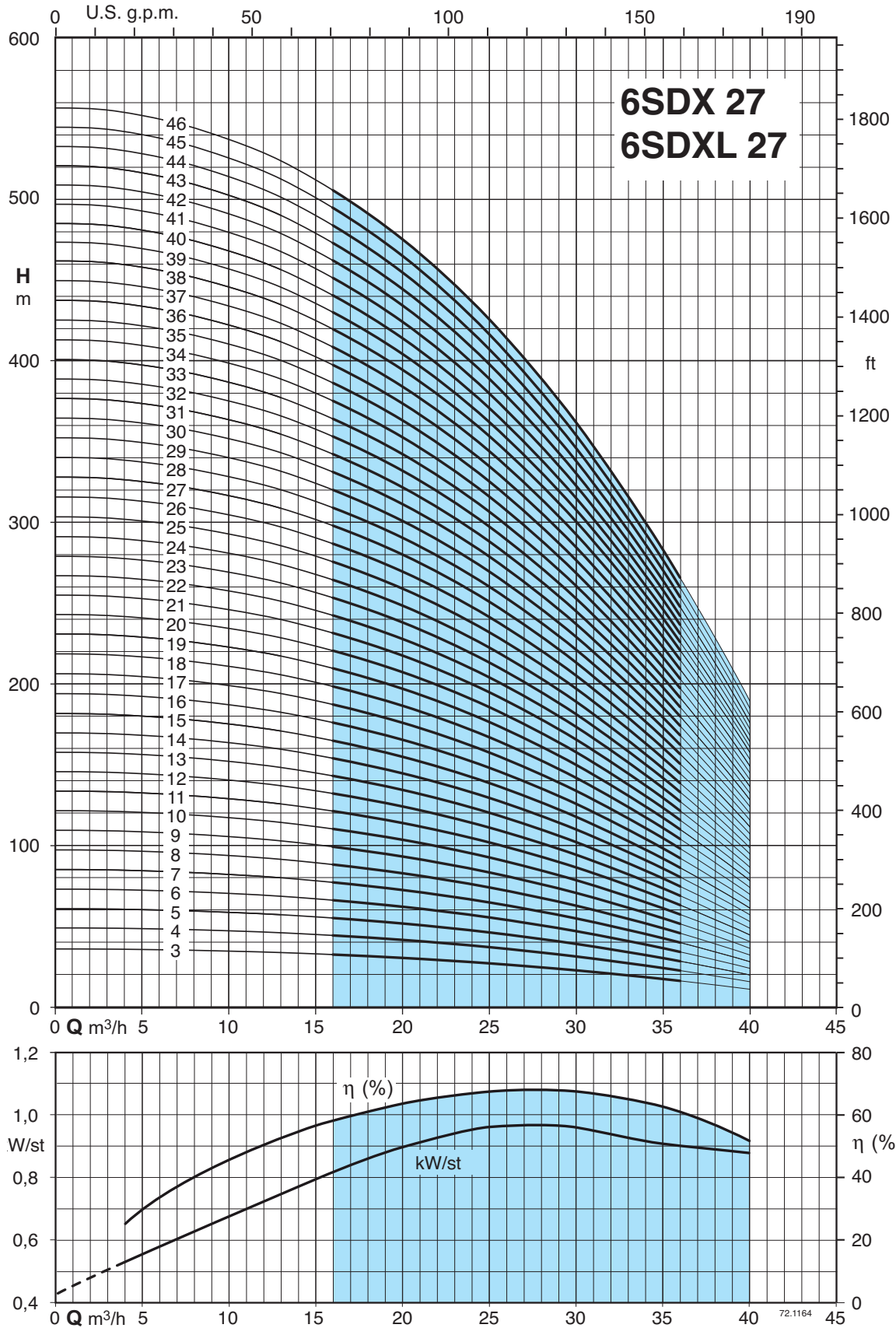
### Performance $n \approx 2900$ rpm, dimensions and weights

| 3 ~            | P <sub>2</sub> |           | Q      | n ≈ 2900 rpm      |      |      |      |      |      |      |      |      |      | DN   | Motore    |           | L    | kg   |
|----------------|----------------|-----------|--------|-------------------|------|------|------|------|------|------|------|------|------|------|-----------|-----------|------|------|
|                | kW             | HP        |        | m <sup>3</sup> /h |      |      |      |      |      |      |      |      |      |      | CS<br>mm  | FK<br>mm  |      |      |
|                |                |           | 0      | 8                 | 10   | 12   | 15   | 18   | 21   | 24   | 27   | 0    | 133  |      |           |           |      |      |
| 6SDX (L) 18/6  | 4              | 5,5       | H<br>m | 70                | 66,4 | 64   | 62   | 57,6 | 51,6 | 43,2 | 32,9 | 20,5 | 494  | 12,5 | 145<br>6" | 137<br>6" | 494  | 12,5 |
| 6SDX (L) 18/7  | 5,5            | 7,5       |        | 81,7              | 77,5 | 74,7 | 72,3 | 67,2 | 60,2 | 50,4 | 38,4 | 23,9 | 532  | 13,5 |           |           | 532  | 13,5 |
| 6SDX (L) 18/8  | 5,5            | 7,5       |        | 93,3              | 88,5 | 85,3 | 82,7 | 76,8 | 68,8 | 57,6 | 43,9 | 27,4 | 569  | 14,3 |           |           | 569  | 14,3 |
| 6SDX (L) 18/9  | 5,5            | 7,5       |        | 105               | 99,6 | 96   | 93   | 86,4 | 77,4 | 64,8 | 49,4 | 30,8 | 607  | 15   |           |           | 607  | 15   |
| 6SDX (L) 18/10 | 7,5            | 10        |        | 117               | 111  | 107  | 103  | 96   | 86   | 72,0 | 54,9 | 34,2 | 644  | 16   |           |           | 644  | 16   |
| 6SDX (L) 18/11 | 7,5            | 10        |        | 128               | 122  | 117  | 114  | 106  | 94,6 | 79,2 | 60,4 | 37,6 | 682  | 17   |           |           | 682  | 17   |
| 6SDX (L) 18/12 | 7,5            | 10        |        | 140               | 133  | 128  | 124  | 115  | 103  | 86,4 | 65,8 | 41,0 | 719  | 17,5 |           |           | 719  | 17,5 |
| 6SDX (L) 18/13 | 9,3            | 12,5      |        | 152               | 144  | 139  | 134  | 125  | 112  | 93,6 | 71,3 | 44,5 | 757  | 18,5 |           |           | 757  | 18,5 |
| 6SDX (L) 18/14 | 9,3            | 12,5      |        | 163               | 155  | 149  | 145  | 134  | 120  | 101  | 76,8 | 47,9 | 794  | 19,3 |           |           | 794  | 19,3 |
| 6SDX (L) 18/15 | 9,3            | 12,5      |        | 175               | 166  | 160  | 155  | 144  | 129  | 108  | 82,3 | 51,3 | 832  | 20   |           |           | 832  | 20   |
| 6SDX (L) 18/16 | 11             | 15        |        | 187               | 177  | 171  | 165  | 154  | 138  | 115  | 87,8 | 54,7 | 869  | 21   |           |           | 869  | 21   |
| 6SDX (L) 18/17 | 11             | 15        |        | 198               | 188  | 181  | 176  | 163  | 146  | 122  | 93,3 | 58,1 | 907  | 22   |           |           | 907  | 22   |
| 6SDX (L) 18/18 | 11             | 15        |        | 210               | 199  | 192  | 186  | 173  | 155  | 130  | 98,8 | 61,6 | 944  | 22,5 |           |           | 944  | 22,5 |
| 6SDX (L) 18/19 | 13 (15)        | 17,5 (20) |        | 222               | 210  | 203  | 196  | 182  | 163  | 137  | 104  | 65,0 | 982  | 23,5 |           |           | 982  | 23,5 |
| 6SDX (L) 18/20 | 13 (15)        | 17,5 (20) |        | 233               | 221  | 213  | 207  | 192  | 172  | 144  | 110  | 68,4 | 1019 | 24   |           |           | 1019 | 24   |
| 6SDX (L) 18/21 | 13 (15)        | 17,5 (20) |        | 245               | 232  | 224  | 217  | 202  | 181  | 151  | 115  | 71,8 | 1057 | 25   |           |           | 1057 | 25   |
| 6SDX (L) 18/22 | 15             | 20        |        | 257               | 243  | 235  | 227  | 211  | 189  | 158  | 121  | 75,2 | 1094 | 26   |           |           | 1094 | 26   |
| 6SDX (L) 18/23 | 15             | 20        |        | 268               | 254  | 245  | 238  | 221  | 198  | 166  | 126  | 78,7 | 1132 | 26,5 |           |           | 1132 | 26,5 |
| 6SDX (L) 18/24 | 15             | 20        |        | 280               | 266  | 256  | 248  | 230  | 206  | 173  | 132  | 82,1 | 1169 | 27,5 |           |           | 1169 | 27,5 |
| 6SDX (L) 18/25 | 18,5           | 25        |        | 292               | 277  | 267  | 258  | 240  | 215  | 180  | 137  | 85,5 | 1207 | 28,3 |           |           | 1207 | 28,3 |
| 6SDX (L) 18/26 | 18,5           | 25        |        | 303               | 288  | 277  | 269  | 250  | 224  | 187  | 143  | 88,9 | 1244 | 29   |           |           | 1244 | 29   |
| 6SDX (L) 18/27 | 18,5           | 25        |        | 315               | 299  | 288  | 279  | 259  | 232  | 194  | 148  | 92,3 | 1282 | 31   |           |           | 1282 | 31   |
| 6SDX (L) 18/28 | 18,5           | 25        |        | 327               | 310  | 299  | 289  | 269  | 241  | 202  | 154  | 95,8 | 1319 | 31   |           |           | 1319 | 31   |
| 6SDX (L) 18/29 | 18,5           | 25        |        | 338               | 321  | 309  | 300  | 278  | 249  | 209  | 159  | 99,2 | 1356 | 31,5 |           |           | 1356 | 31,5 |
| 6SDX (L) 18/30 | 18,5           | 25        |        | 350               | 332  | 320  | 310  | 288  | 258  | 216  | 165  | 103  | 1394 | 32,5 |           |           | 1394 | 32,5 |
| 6SDX (L) 18/31 | 22             | 30        |        | 362               | 343  | 331  | 320  | 298  | 267  | 223  | 170  | 106  | 1431 | 33,3 |           |           | 1431 | 33,3 |
| 6SDX (L) 18/32 | 22             | 30        |        | 373               | 354  | 342  | 331  | 307  | 275  | 230  | 176  | 109  | 1469 | 34   |           |           | 1469 | 34   |
| 6SDX (L) 18/33 | 22             | 30        |        | 385               | 365  | 352  | 341  | 317  | 284  | 238  | 181  | 113  | 1506 | 35   |           |           | 1506 | 35   |
| 6SDX (L) 18/34 | 22             | 30        |        | 397               | 376  | 363  | 351  | 326  | 292  | 245  | 187  | 116  | 1544 | 35,7 |           |           | 1544 | 35,7 |
| 6SDX (L) 18/35 | 22             | 30        |        | 408               | 387  | 373  | 362  | 336  | 301  | 252  | 192  | 120  | 1581 | 36,3 |           |           | 1581 | 36,3 |
| 6SDX (L) 18/36 | 22             | 30        |        | 420               | 398  | 384  | 372  | 346  | 310  | 259  | 198  | 123  | 1619 | 37   |           |           | 1619 | 37   |
| 6SDX (L) 18/37 | 26 (30)        | 35 (40)   |        | 432               | 409  | 395  | 382  | 355  | 318  | 266  | 203  | 127  | 1656 | 38,4 |           |           | 1656 | 38,4 |
| 6SDX (L) 18/38 | 26 (30)        | 35 (40)   |        | 443               | 420  | 405  | 393  | 365  | 327  | 274  | 209  | 130  | 1694 | 39,8 |           |           | 1694 | 39,8 |
| 6SDX (L) 18/39 | 26 (30)        | 35 (40)   |        | 455               | 432  | 416  | 403  | 374  | 335  | 281  | 214  | 133  | 1731 | 40   |           |           | 1731 | 40   |
| 6SDX (L) 18/40 | 26 (30)        | 35 (40)   |        | 467               | 443  | 427  | 413  | 384  | 344  | 288  | 220  | 137  | 1769 | 40,5 |           |           | 1769 | 40,5 |
| 6SDX (L) 18/41 | 26 (30)        | 35 (40)   |        | 478               | 454  | 437  | 424  | 394  | 353  | 295  | 225  | 140  | 1806 | 41,8 |           |           | 1806 | 41,8 |
| 6SDX (L) 18/42 | 26 (30)        | 35 (40)   |        | 490               | 465  | 448  | 434  | 403  | 361  | 302  | 230  | 144  | 1844 | 43   |           |           | 1844 | 43   |
| 6SDX (L) 18/43 | 30             | 40        |        | 502               | 476  | 459  | 444  | 413  | 370  | 310  | 236  | 147  | 1881 | 44   |           |           | 1881 | 44   |
| 6SDX (L) 18/44 | 30             | 40        |        | 513               | 487  | 469  | 455  | 422  | 378  | 317  | 241  | 151  | 1919 | 45   |           |           | 1919 | 45   |
| 6SDX (L) 18/45 | 30             | 40        |        | 525               | 498  | 480  | 465  | 432  | 387  | 324  | 247  | 154  | 1956 | 46   |           |           | 1956 | 46   |
| 6SDX (L) 18/46 | 30             | 40        |        | 537               | 509  | 491  | 475  | 442  | 396  | 331  | 252  | 157  | 1993 | 47   |           |           | 1993 | 47   |
| 6SDX (L) 18/47 | 30             | 40        |        | 548               | 520  | 501  | 486  | 451  | 404  | 338  | 258  | 161  | 2031 | 47,5 |           |           | 2031 | 47,5 |
| 6SDX (L) 18/48 | 30             | 40        |        | 560               | 531  | 512  | 496  | 461  | 413  | 346  | 263  | 164  | 2068 | 48   |           |           | 2068 | 48   |
| 6SDX (L) 18/49 | 30             | 40        |        | 572               | 542  | 523  | 506  | 470  | 421  | 353  | 269  | 168  | 2106 | 50   |           |           | 2106 | 50   |
| 6SDX (L) 18/50 | (37)           | (50)      |        | 583               | 553  | 533  | 517  | 480  | 430  | 360  | 274  | 171  | 2143 | 51   |           |           | 2143 | 51   |
| 6SDX (L) 18/51 | (37)           | (50)      |        | 595               | 564  | 544  | 527  | 490  | 439  | 367  | 280  | 174  | 2181 | 52   |           |           | 2181 | 52   |
| 6SDX (L) 18/52 | (37)           | (50)      |        | 607               | 575  | 555  | 537  | 499  | 447  | 374  | 285  | 178  | 2218 | 53   |           |           | 2218 | 53   |
| 6SDX (L) 18/53 | (37)           | (50)      |        | 618               | 586  | 565  | 548  | 509  | 456  | 382  | 291  | 181  | 2256 | 54   |           |           | 2256 | 54   |
| 6SDX (L) 18/54 | (37)           | (50)      |        | 630               | 598  | 576  | 558  | 518  | 464  | 389  | 296  | 185  | 2293 | 55   |           |           | 2293 | 55   |
| 6SDX (L) 18/55 | (37)           | (50)      |        | 642               | 609  | 587  | 568  | 528  | 473  | 396  | 302  | 188  | 2331 | 56   |           |           | 2331 | 56   |
| 6SDX (L) 18/56 | (37)           | (50)      |        | 653               | 620  | 597  | 579  | 538  | 482  | 403  | 307  | 192  | 2368 | 57   |           |           | 2368 | 57   |
| 6SDX (L) 18/57 | (37)           | (50)      |        | 665               | 631  | 608  | 589  | 547  | 490  | 410  | 313  | 195  | 2406 | 58   |           |           | 2406 | 58   |
| 6SDX (L) 18/58 | (37)           | (50)      |        | 677               | 642  | 619  | 599  | 557  | 499  | 418  | 318  | 198  | 2443 | 59   |           |           | 2443 | 59   |
| 6SDX (L) 18/59 | (37)           | (50)      |        | 688               | 653  | 629  | 610  | 566  | 507  | 425  | 324  | 202  | 2481 | 60   |           |           | 2481 | 60   |
| 6SDX (L) 18/60 | (37)           | (50)      |        | 700               | 664  | 640  | 620  | 576  | 516  | 432  | 329  | 205  | 2518 | 61   |           |           | 2518 | 61   |



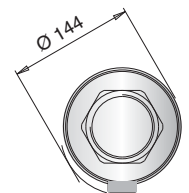
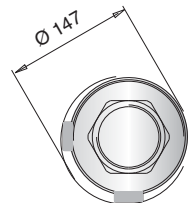
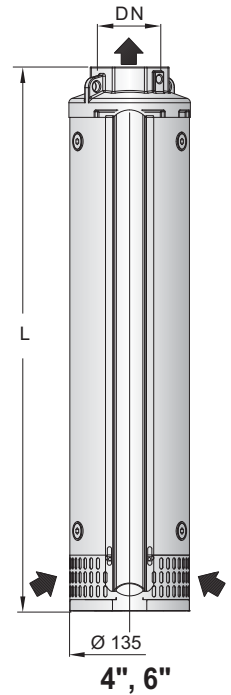
Reinforced with special collar from 6SDX(L) 18/47

## Characteristic curves



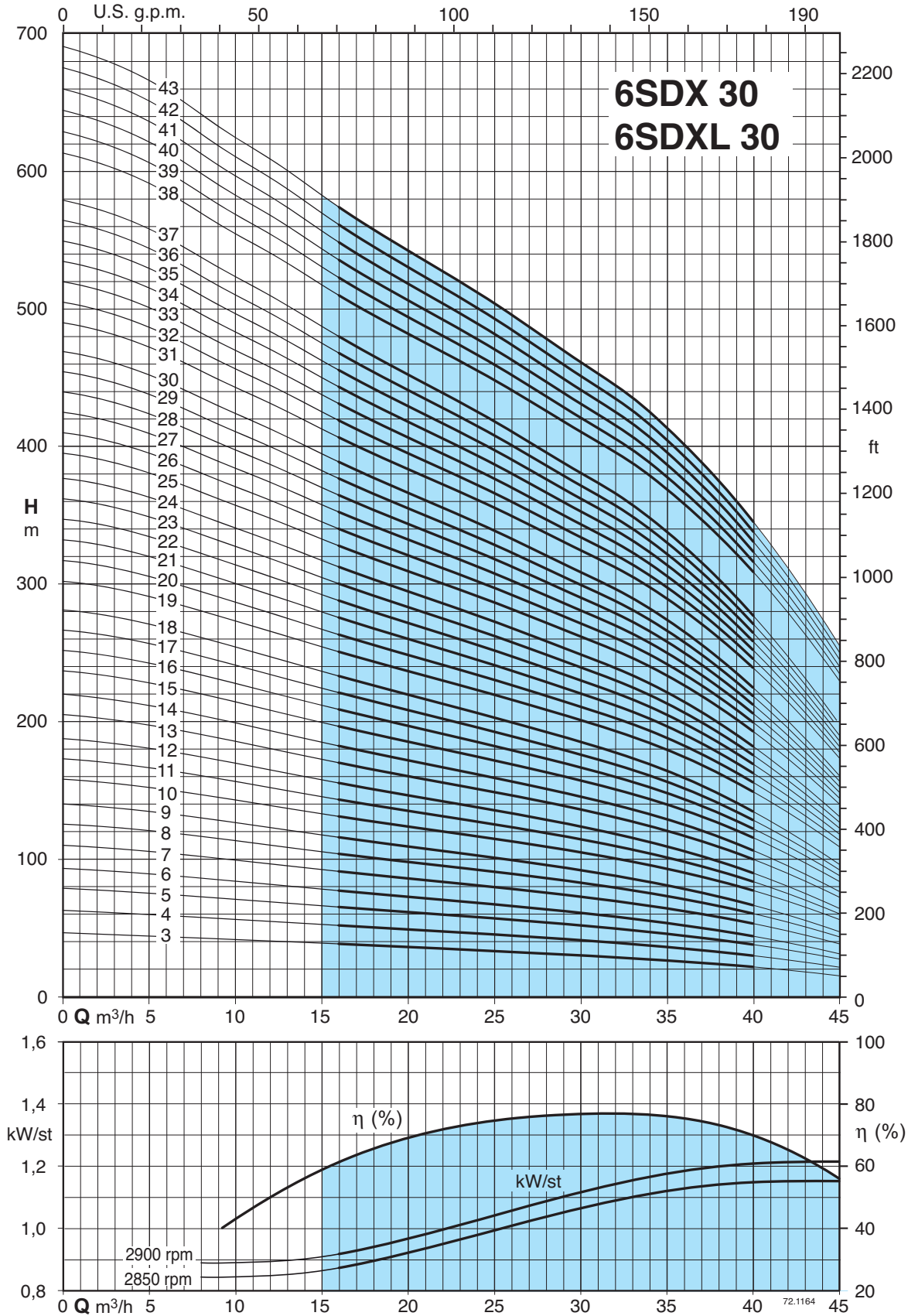
### Performance $n \approx 2900$ rpm, dimensions and weights

| 3 ~            | P <sub>2</sub> |           | Q                 | n ≈ 2900 rpm |      |      |      |      |     |      |     |   |           | DN      | Motore |      | L | kg |  |  |
|----------------|----------------|-----------|-------------------|--------------|------|------|------|------|-----|------|-----|---|-----------|---------|--------|------|---|----|--|--|
|                |                |           |                   |              |      |      |      |      |     |      |     |   |           |         | CS     | FK   |   |    |  |  |
|                | kW             | HP        | m <sup>3</sup> /h | 0            | 16   | 20   | 24   | 28   | 32  | 36   | 40  | - | mm        |         | mm     | mm   |   |    |  |  |
| 6SDX (L) 27/3  | 3              | 4         |                   | 36,3         | 32,8 | 30,7 | 28,5 | 25,1 | 21  | 17,1 | 12  | - | 145<br>6" | 96 - 4" | 481    | 11,5 |   |    |  |  |
| 6SDX (L) 27/4  | 4              | 5,5       |                   | 48,4         | 43,8 | 41   | 38,1 | 33,4 | 28  | 22,8 | 16  |   |           |         |        |      |   |    |  |  |
| 6SDX (L) 27/5  | 5,5            | 7,5       |                   | 60,5         | 54,7 | 51,2 | 47,6 | 41,8 | 35  | 28,5 | 20  |   |           |         |        |      |   |    |  |  |
| 6SDX (L) 27/6  | 7,5            | 10        |                   | 72,6         | 65,7 | 61,5 | 57,1 | 50,1 | 42  | 34,2 | 24  |   |           |         |        |      |   |    |  |  |
| 6SDX (L) 27/7  | 7,5            | 10        |                   | 84,7         | 76,6 | 71,7 | 66,6 | 58,5 | 49  | 39,9 | 28  |   |           |         |        |      |   |    |  |  |
| 6SDX (L) 27/8  | 11             | 15        |                   | 96,8         | 87,5 | 81,9 | 76,1 | 66,9 | 56  | 45,6 | 32  |   |           |         |        |      |   |    |  |  |
| 6SDX (L) 27/9  | 11             | 15        |                   | 109          | 98,5 | 92,2 | 85,6 | 75,2 | 63  | 51,3 | 36  |   |           |         |        |      |   |    |  |  |
| 6SDX (L) 27/10 | 11             | 15        |                   | 121          | 109  | 102  | 95,1 | 83,6 | 70  | 57   | 40  |   |           |         |        |      |   |    |  |  |
| 6SDX (L) 27/11 | 11             | 15        |                   | 133          | 120  | 113  | 105  | 91,9 | 77  | 62,7 | 44  |   |           |         |        |      |   |    |  |  |
| 6SDX (L) 27/12 | 13 (15)        | 17,5 (20) |                   | 145          | 131  | 123  | 114  | 100  | 84  | 68,4 | 48  |   |           |         |        |      |   |    |  |  |
| 6SDX (L) 27/13 | 13 (15)        | 17,5 (20) |                   | 157          | 142  | 133  | 124  | 109  | 91  | 74,1 | 52  |   |           |         |        |      |   |    |  |  |
| 6SDX (L) 27/14 | 15             | 20        |                   | 169          | 153  | 143  | 133  | 117  | 98  | 79,8 | 56  |   |           |         |        |      |   |    |  |  |
| 6SDX (L) 27/15 | 15             | 20        |                   | 182          | 164  | 154  | 143  | 125  | 105 | 85,5 | 60  |   |           |         |        |      |   |    |  |  |
| 6SDX (L) 27/16 | 18,5           | 25        |                   | 194          | 175  | 164  | 152  | 134  | 112 | 91,2 | 64  |   |           |         |        |      |   |    |  |  |
| 6SDX (L) 27/17 | 18,5           | 25        |                   | 206          | 186  | 174  | 162  | 142  | 119 | 96,9 | 68  |   |           |         |        |      |   |    |  |  |
| 6SDX (L) 27/18 | 18,5           | 25        |                   | 218          | 197  | 184  | 171  | 150  | 126 | 103  | 72  |   |           |         |        |      |   |    |  |  |
| 6SDX (L) 27/19 | 18,5           | 25        |                   | 230          | 208  | 195  | 181  | 159  | 133 | 108  | 76  |   |           |         |        |      |   |    |  |  |
| 6SDX (L) 27/20 | 22             | 30        |                   | 242          | 219  | 205  | 190  | 167  | 140 | 114  | 80  |   |           |         |        |      |   |    |  |  |
| 6SDX (L) 27/21 | 22             | 30        |                   | 254          | 230  | 215  | 200  | 176  | 147 | 120  | 84  |   |           |         |        |      |   |    |  |  |
| 6SDX (L) 27/22 | 22             | 30        |                   | 266          | 241  | 225  | 209  | 184  | 154 | 125  | 88  |   |           |         |        |      |   |    |  |  |
| 6SDX (L) 27/23 | 22             | 30        |                   | 278          | 252  | 236  | 219  | 192  | 161 | 131  | 92  |   |           |         |        |      |   |    |  |  |
| 6SDX (L) 27/24 | 26 (30)        | 35 (40)   |                   | 290          | 263  | 246  | 228  | 201  | 168 | 137  | 96  |   |           |         |        |      |   |    |  |  |
| 6SDX (L) 27/25 | 26 (30)        | 35 (40)   |                   | 303          | 274  | 256  | 238  | 209  | 175 | 143  | 100 |   |           |         |        |      |   |    |  |  |
| 6SDX (L) 27/26 | 26 (30)        | 35 (40)   |                   | 315          | 285  | 266  | 247  | 217  | 182 | 148  | 104 |   |           |         |        |      |   |    |  |  |
| 6SDX (L) 27/27 | 26 (30)        | 35 (40)   |                   | 327          | 296  | 277  | 257  | 226  | 189 | 154  | 108 |   |           |         |        |      |   |    |  |  |
| 6SDX (L) 27/28 | 30             | 40        |                   | 339          | 306  | 287  | 266  | 234  | 196 | 160  | 112 |   |           |         |        |      |   |    |  |  |
| 6SDX (L) 27/29 | 30             | 40        |                   | 351          | 317  | 297  | 276  | 242  | 203 | 165  | 116 |   |           |         |        |      |   |    |  |  |
| 6SDX (L) 27/30 | 30             | 40        |                   | 363          | 328  | 307  | 285  | 251  | 210 | 171  | 120 |   |           |         |        |      |   |    |  |  |
| 6SDX (L) 27/31 | 30             | 40        |                   | 375          | 339  | 318  | 295  | 259  | 217 | 177  | 124 |   |           |         |        |      |   |    |  |  |
| 6SDX (L) 27/32 | (37)           | (50)      |                   | 387          | 350  | 328  | 305  | 267  | 224 | 182  | 128 |   |           |         |        |      |   |    |  |  |
| 6SDX (L) 27/33 | (37)           | (50)      |                   | 399          | 361  | 338  | 314  | 276  | 231 | 188  | 132 |   |           |         |        |      |   |    |  |  |
| 6SDX (L) 27/34 | (37)           | (50)      |                   | 411          | 372  | 348  | 324  | 284  | 238 | 194  | 136 |   |           |         |        |      |   |    |  |  |
| 6SDX (L) 27/35 | (37)           | (50)      |                   | 424          | 383  | 359  | 333  | 293  | 245 | 200  | 140 |   |           |         |        |      |   |    |  |  |
| 6SDX (L) 27/36 | (37)           | (50)      |                   | 436          | 394  | 369  | 343  | 301  | 252 | 205  | 144 |   |           |         |        |      |   |    |  |  |
| 6SDX (L) 27/37 | (37)           | (50)      |                   | 448          | 405  | 379  | 352  | 309  | 259 | 211  | 148 |   |           |         |        |      |   |    |  |  |
| 6SDX (L) 27/38 | (37)           | (50)      |                   | 460          | 416  | 389  | 362  | 318  | 266 | 217  | 152 |   |           |         |        |      |   |    |  |  |
| 6SDX (L) 27/39 | (45)           | (60)      |                   | 472          | 427  | 400  | 371  | 326  | 273 | 222  | 156 |   |           |         |        |      |   |    |  |  |
| 6SDX (L) 27/40 | (45)           | (60)      |                   | 484          | 438  | 410  | 381  | 334  | 280 | 228  | 160 |   |           |         |        |      |   |    |  |  |
| 6SDX (L) 27/41 | (45)           | (60)      |                   | 496          | 449  | 420  | 390  | 343  | 287 | 234  | 164 |   |           |         |        |      |   |    |  |  |
| 6SDX (L) 27/42 | (45)           | (60)      |                   | 508          | 460  | 430  | 400  | 351  | 294 | 239  | 168 |   |           |         |        |      |   |    |  |  |
| 6SDX (L) 27/43 | (45)           | (60)      |                   | 520          | 471  | 440  | 409  | 359  | 301 | 245  | 172 |   |           |         |        |      |   |    |  |  |
| 6SDX (L) 27/44 | (45)           | (60)      |                   | 532          | 482  | 451  | 419  | 368  | 308 | 251  | 176 |   |           |         |        |      |   |    |  |  |
| 6SDX (L) 27/45 | (45)           | (60)      |                   | 545          | 492  | 461  | 428  | 376  | 315 | 257  | 180 |   |           |         |        |      |   |    |  |  |
| 6SDX (L) 27/46 | (45)           | (60)      |                   | 557          | 503  | 471  | 438  | 384  | 322 | 262  | 184 |   |           |         |        |      |   |    |  |  |



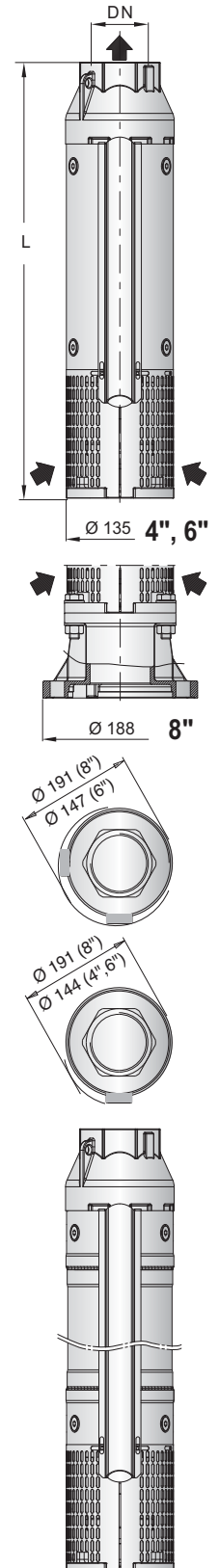


## Characteristic curves



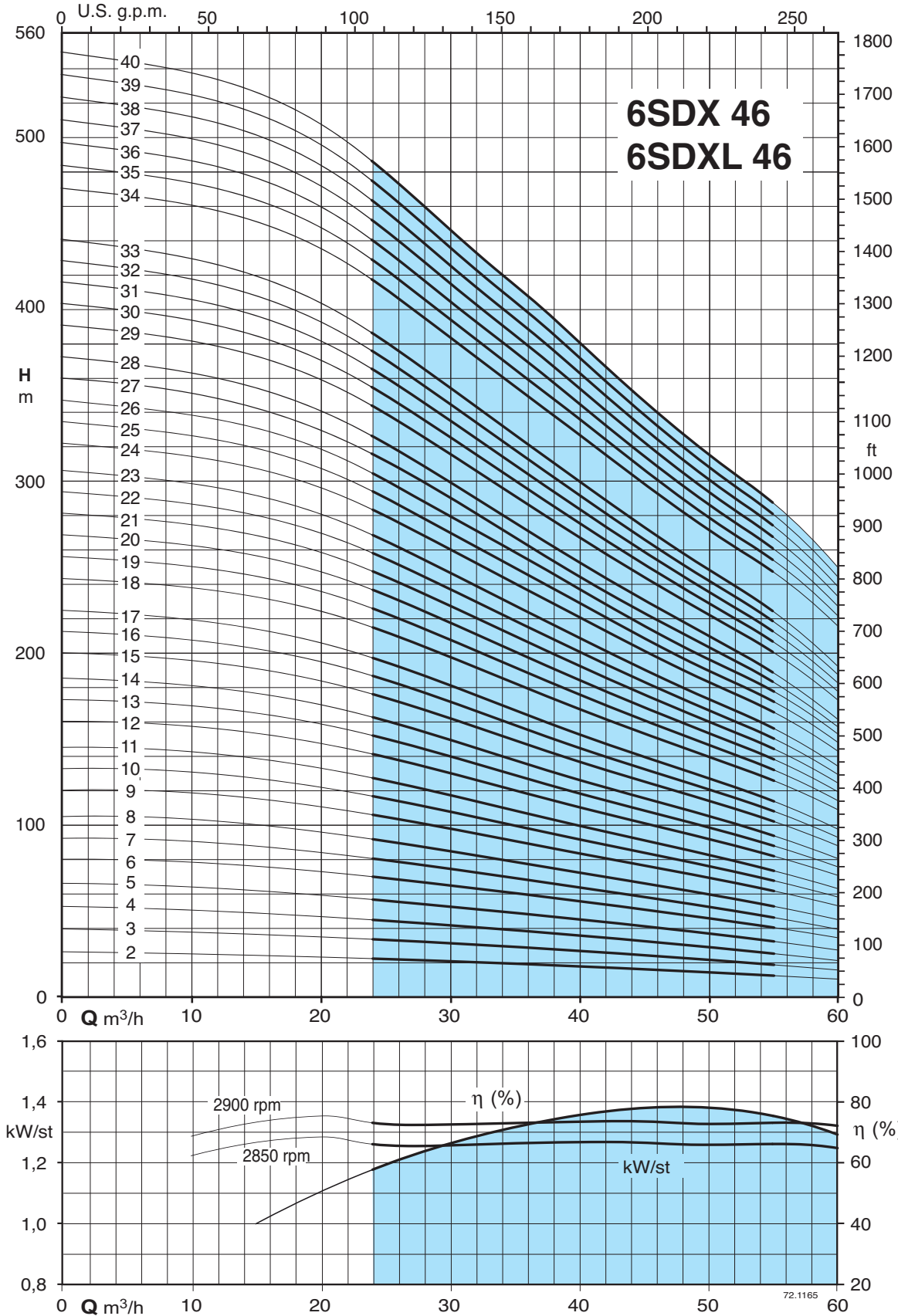
### Performance $n \approx 2900$ rpm, dimensions and weights

| 3 ~            | P <sub>2</sub> |           | Q      | n ≈ 2900 rpm      |      |      |      |      |      |      |      |    |      | DN    | Motore |      | L | kg |
|----------------|----------------|-----------|--------|-------------------|------|------|------|------|------|------|------|----|------|-------|--------|------|---|----|
|                |                |           |        |                   |      |      |      |      |      |      |      |    |      |       | CS     | FK   |   |    |
|                | kW             | HP        |        | m <sup>3</sup> /h | 0    | 15   | 20   | 25   | 30   | 35   | 40   | 45 | -    |       | mm     | mm   |   |    |
|                |                |           | l/min  | 0                 | 250  | 333  | 416  | 500  | 583  | 666  | 750  | -  |      |       |        |      |   |    |
| 6SDX (L) 30/3  | 4              | 5,5       |        | 46,3              | 38,9 | 36   | 33,3 | 30,2 | 26,7 | 21,7 | 15,3 | -  |      |       | 620    | 14,7 |   |    |
| 6SDX (L) 30/4  | 5,5            | 7,5       |        | 62,5              | 52,6 | 48,8 | 45,2 | 41,1 | 36,5 | 30   | 21,4 |    |      | 705   | 16,8   |      |   |    |
| 6SDX (L) 30/5  | 7,5            | 10        |        | 78,6              | 66,2 | 61,5 | 56,9 | 51,8 | 46,1 | 38   | 27,4 |    |      | 790   | 18,9   |      |   |    |
| 6SDX (L) 30/6  | 7,5            | 10        |        | 93,1              | 78,4 | 72,6 | 67,1 | 61   | 54   | 44,1 | 31,2 |    |      | 876   | 21     |      |   |    |
| 6SDX (L) 30/7  | 9,3            | 12,5      |        | 110               | 92,6 | 86   | 79,7 | 72,6 | 64,6 | 53,3 | 38,4 |    |      | 961,5 | 23,1   |      |   |    |
| 6SDX (L) 30/8  | 11             | 15        |        | 125               | 106  | 98,1 | 90,9 | 82,7 | 73,6 | 60,5 | 43,5 |    |      | 1047  | 25,4   |      |   |    |
| 6SDX (L) 30/9  | 11             | 15        |        | 140               | 118  | 109  | 101  | 91,8 | 81,4 | 66,6 | 47,3 |    |      | 1132  | 27,3   |      |   |    |
| 6SDX (L) 30/10 | 13 (15)        | 17,5 (20) |        | 158               | 133  | 124  | 115  | 105  | 93,5 | 77,3 | 56,1 |    |      | 1218  | 29,4   |      |   |    |
| 6SDX (L) 30/11 | 15             | 20        |        | 173               | 146  | 135  | 125  | 114  | 102  | 83,8 | 60,4 |    |      | 1303  | 31,5   |      |   |    |
| 6SDX (L) 30/12 | 15             | 20        |        | 188               | 158  | 147  | 136  | 123  | 110  | 90   | 64,4 |    |      | 1389  | 33,6   |      |   |    |
| 6SDX (L) 30/13 | 18,5           | 25        |        | 205               | 173  | 161  | 149  | 136  | 121  | 100  | 72,4 |    |      | 1474  | 35,7   |      |   |    |
| 6SDX (L) 30/14 | 18,5           | 25        |        | 220               | 185  | 172  | 159  | 145  | 129  | 106  | 76,7 |    |      | 1560  | 37,8   |      |   |    |
| 6SDX (L) 30/15 | 22             | 30        |        | 237               | 200  | 185  | 172  | 157  | 140  | 116  | 84   |    |      | 1645  | 39,9   |      |   |    |
| 6SDX (L) 30/16 | 22             | 30        |        | 252               | 212  | 197  | 183  | 166  | 148  | 122  | 88,3 |    |      | 1730  | 42     |      |   |    |
| 6SDX (L) 30/17 | 22             | 30        |        | 267               | 224  | 208  | 193  | 176  | 156  | 129  | 92,5 |    |      | 1816  | 44,1   |      |   |    |
| 6SDX (L) 30/18 | 22             | 30        |        | 281               | 237  | 220  | 203  | 185  | 164  | 135  | 96,5 |    |      | 1901  | 46,1   |      |   |    |
| 6SDX (L) 30/19 | 26 (30)        | 35 (40)   | H<br>m | 302               | 255  | 237  | 220  | 201  | 180  | 149  | 109  |    |      | 1987  | 48,2   |      |   |    |
| 6SDX (L) 30/20 | 26 (30)        | 35 (40)   |        | 317               | 267  | 249  | 231  | 210  | 188  | 156  | 114  |    |      | 2072  | 50,3   |      |   |    |
| 6SDX (L) 30/21 | 26 (30)        | 35 (40)   |        | 332               | 280  | 260  | 241  | 220  | 197  | 163  | 118  |    |      | 2157  | 52,4   |      |   |    |
| 6SDX (L) 30/22 | 30             | 40        |        | 347               | 293  | 272  | 252  | 230  | 205  | 169  | 123  |    |      | 2243  | 54,5   |      |   |    |
| 6SDX (L) 30/23 | 30             | 40        |        | 362               | 305  | 283  | 263  | 239  | 213  | 176  | 127  |    |      | 2328  | 56,6   |      |   |    |
| 6SDX (L) 30/24 | 30             | 40        |        | 377               | 317  | 295  | 273  | 249  | 221  | 182  | 131  |    |      | 2414  | 58,7   |      |   |    |
| 6SDX (L) 30/25 | 37             | 50        |        | 395               | 333  | 309  | 287  | 261  | 233  | 193  | 140  |    |      | 2499  | 60,8   |      |   |    |
| 6SDX (L) 30/26 | 37             | 50        |        | 410               | 345  | 321  | 297  | 271  | 242  | 200  | 144  |    |      | 2584  | 62,9   |      |   |    |
| 6SDX (L) 30/27 | 37             | 50        |        | 425               | 358  | 332  | 308  | 280  | 250  | 206  | 149  |    |      | 2670  | 65     |      |   |    |
| 6SDX (L) 30/28 | 37             | 50        |        | 440               | 370  | 344  | 318  | 290  | 258  | 212  | 153  |    |      | 2755  | 67,2   |      |   |    |
| 6SDX (L) 30/29 | 37             | 50        | 454    | 383               | 355  | 329  | 299  | 266  | 219  | 157  |      |    | 2840 | 69,2  |        |      |   |    |
| 6SDX (L) 30/30 | 37             | 50        | 469    | 395               | 366  | 339  | 308  | 274  | 225  | 161  |      |    | 2926 | 71,3  |        |      |   |    |
| 6SDX (L) 30/31 | 45             | 60        | 490    | 413               | 384  | 356  | 324  | 289  | 239  | 174  |      |    | 3011 | 75,2  |        |      |   |    |
| 6SDX (L) 30/32 | 45             | 60        | 505    | 425               | 395  | 366  | 334  | 298  | 246  | 178  |      |    | 3096 | 78,3  |        |      |   |    |
| 6SDX (L) 30/33 | 45             | 60        | 520    | 438               | 407  | 377  | 343  | 306  | 252  | 182  |      |    | 3182 | 80,4  |        |      |   |    |
| 6SDX (L) 30/34 | 45             | 60        | 535    | 450               | 418  | 387  | 353  | 314  | 259  | 186  |      |    | 3267 | 82,5  |        |      |   |    |
| 6SDX (L) 30/35 | 45             | 60        | 549    | 463               | 429  | 398  | 362  | 322  | 265  | 190  |      |    | 3352 | 84,6  |        |      |   |    |
| 6SDX (L) 30/36 | 45             | 60        | 564    | 475               | 441  | 408  | 371  | 330  | 271  | 194  |      |    | 3438 | 87,9  |        |      |   |    |
| 6SDX (L) 30/37 | 45             | 60        | 579    | 487               | 452  | 418  | 380  | 338  | 277  | 198  |      |    | 3523 | 90    |        |      |   |    |
| 6SDX (L) 30/38 | 51 (55)        | 70 (75)   | 613    | 517               | 482  | 448  | 410  | 369  | 309  | 229  |      |    | 3709 | 92,3  |        |      |   |    |
| 6SDX (L) 30/39 | 51 (55)        | 70 (75)   | 628    | 530               | 494  | 459  | 420  | 378  | 316  | 234  |      |    | 3794 | 94,5  |        |      |   |    |
| 6SDX (L) 30/40 | 51 (55)        | 70 (75)   | 644    | 543               | 506  | 471  | 430  | 387  | 323  | 240  |      |    | 3879 | 96,6  |        |      |   |    |
| 6SDX (L) 30/41 | 51 (55)        | 70 (75)   | 659    | 557               | 518  | 482  | 440  | 396  | 330  | 245  |      |    | 3965 | 97,6  |        |      |   |    |
| 6SDX (L) 30/42 | 55             | 75        | 675    | 569               | 530  | 493  | 450  | 404  | 338  | 250  |      |    | 4050 | 98,7  |        |      |   |    |
| 6SDX (L) 30/43 | 55             | 75        | 690    | 582               | 542  | 504  | 460  | 413  | 345  | 255  |      |    | 4135 | 99,8  |        |      |   |    |



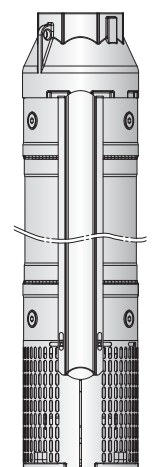
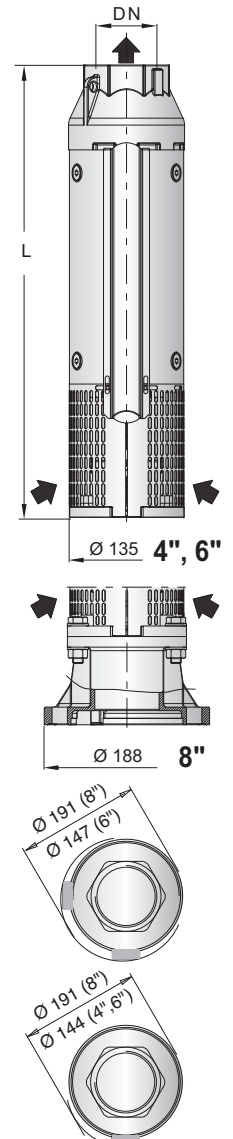
Reinforced with special collar from 6SDX(L) 30/36

## Characteristic curves



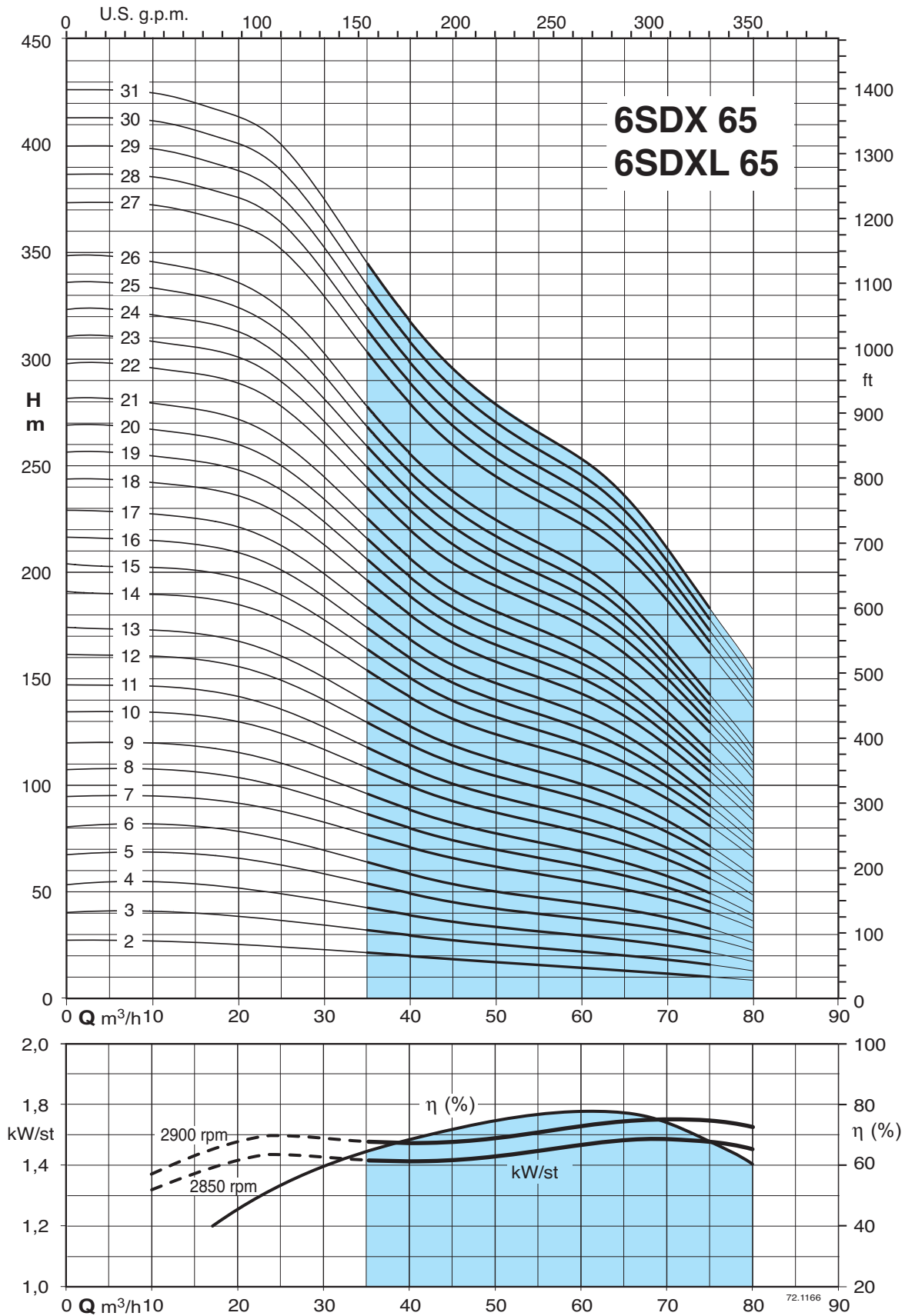
### Performance $n \approx 2900$ rpm, dimensions and weights

| 3 ~            | P <sub>2</sub> |           | Q                 | n ≈ 2900 rpm |      |      |      |      |      |      |      |      |   |   | DN       | Motore  |         | L   | kg   |
|----------------|----------------|-----------|-------------------|--------------|------|------|------|------|------|------|------|------|---|---|----------|---------|---------|-----|------|
|                |                |           |                   | H            |      |      |      |      |      |      |      |      |   |   |          | CS      | FK      |     |      |
|                | kW             | HP        | m <sup>3</sup> /h | 0            | 25   | 30   | 35   | 40   | 45   | 50   | 55   | 60   | - | - |          |         |         |     |      |
| 6SDX (L) 46/2  | 3              | 4         |                   | 26,4         | 22,6 | 20,9 | 19,3 | 17,8 | 16,6 | 15,1 | 13,4 | 11,3 | - | - | Rp<br>3" | 96 - 4" | 96 - 4" | 594 | 13,5 |
| 6SDX (L) 46/3  | 4              | 5,5       |                   | 39,4         | 33,8 | 31,2 | 28,8 | 26,6 | 24,7 | 22,5 | 19,9 | 16,8 |   |   |          | 705     | 16,2    |     |      |
| 6SDX (L) 46/4  | 5,5            | 7,5       |                   | 52,5         | 45   | 41,5 | 38,3 | 35,5 | 32,9 | 29,9 | 26,5 | 22,3 |   |   |          | 819     | 18,8    |     |      |
| 6SDX (L) 46/5  | 7,5            | 10        |                   | 66,1         | 56,8 | 52,3 | 48,3 | 44,7 | 41,5 | 37,8 | 33,6 | 28,4 |   |   |          | 933     | 21,4    |     |      |
| 6SDX (L) 46/6  | 9,3            | 12,5      |                   | 80,7         | 70   | 65,2 | 60,4 | 55,5 | 50,3 | 46   | 41,6 | 35,7 |   |   |          | 1047    | 24,0    |     |      |
| 6SDX (L) 46/7  | 9,3            | 12,5      |                   | 93,1         | 80,4 | 74,8 | 69,3 | 63,5 | 57,6 | 52,7 | 47,5 | 40,5 |   |   |          | 1161    | 26,6    |     |      |
| 6SDX (L) 46/8  | 11             | 15        |                   | 106          | 91,6 | 85,1 | 78,9 | 72,2 | 65,5 | 59,9 | 54   | 46   |   |   |          | 1275    | 29,2    |     |      |
| 6SDX (L) 46/9  | 13 (15)        | 17,5 (20) |                   | 121          | 105  | 98,2 | 91   | 83,7 | 75,9 | 69,5 | 62,9 | 54,1 |   |   |          | 1389    | 31,8    |     |      |
| 6SDX (L) 46/10 | 13 (15)        | 17,5 (20) |                   | 134          | 116  | 108  | 100  | 91,9 | 83,3 | 76,2 | 68,9 | 59   |   |   |          | 1503    | 34,4    |     |      |
| 6SDX (L) 46/11 | 15             | 20        |                   | 146          | 126  | 118  | 109  | 99,9 | 90,5 | 82,8 | 74,7 | 63,7 |   |   |          | 1617    | 37,0    |     |      |
| 6SDX (L) 46/12 | 18,5           | 25        |                   | 161          | 140  | 130  | 12   | 111  | 101  | 92   | 83,3 | 71,4 |   |   |          | 1730    | 39,6    |     |      |
| 6SDX (L) 46/13 | 18,5           | 25        |                   | 174          | 150  | 140  | 130  | 119  | 108  | 98,7 | 89,2 | 76,3 |   |   |          | 1844    | 42,2    |     |      |
| 6SDX (L) 46/14 | 18,5           | 25        |                   | 186          | 161  | 149  | 139  | 127  | 115  | 105  | 95   | 81   |   |   |          | 1958    | 44,8    |     |      |
| 6SDX (L) 46/15 | 22             | 30        |                   | 201          | 174  | 162  | 150  | 138  | 125  | 114  | 103  | 88,4 |   |   |          | 2072    | 47,4    |     |      |
| 6SDX (L) 46/16 | 22             | 30        |                   | 213          | 184  | 171  | 159  | 146  | 132  | 121  | 109  | 93,2 |   |   |          | 2186    | 50,1    |     |      |
| 6SDX (L) 46/17 | 22             | 30        |                   | 225          | 195  | 181  | 168  | 154  | 139  | 127  | 115  | 97,8 |   |   |          | 2300    | 52,7    |     |      |
| 6SDX (L) 46/18 | 26 (30)        | 35 (40)   |                   | 244          | 212  | 198  | 183  | 169  | 153  | 140  | 127  | 109  |   |   |          | 2414    | 55,3    |     |      |
| 6SDX (L) 46/19 | 26 (30)        | 35 (40)   |                   | 257          | 223  | 208  | 192  | 177  | 160  | 147  | 133  | 114  |   |   |          | 2527    | 57,9    |     |      |
| 6SDX (L) 46/20 | 30             | 40        |                   | 269          | 234  | 218  | 208  | 185  | 168  | 154  | 139  | 119  |   |   |          | 2641    | 60,5    |     |      |
| 6SDX (L) 46/21 | 30             | 40        |                   | 282          | 244  | 227  | 211  | 193  | 175  | 160  | 145  | 124  |   |   |          | 2755    | 63,1    |     |      |
| 6SDX (L) 46/22 | 30             | 40        |                   | 294          | 255  | 237  | 220  | 202  | 183  | 167  | 151  | 129  |   |   |          | 2869    | 65,7    |     |      |
| 6SDX (L) 46/23 | 30             | 40        |                   | 307          | 265  | 247  | 229  | 209  | 190  | 174  | 157  | 134  |   |   |          | 2983    | 68,3    |     |      |
| 6SDX (L) 46/24 | 37             | 50        |                   | 322          | 280  | 260  | 241  | 222  | 201  | 184  | 166  | 143  |   |   |          | 3096    | 70,9    |     |      |
| 6SDX (L) 46/25 | 37             | 50        |                   | 335          | 290  | 270  | 250  | 230  | 208  | 191  | 172  | 147  |   |   |          | 3210    | 73,5    |     |      |
| 6SDX (L) 46/26 | 37             | 50        |                   | 347          | 301  | 280  | 259  | 238  | 216  | 197  | 178  | 152  |   |   |          | 3324    | 76,1    |     |      |
| 6SDX (L) 46/27 | 37             | 50        |                   | 360          | 311  | 289  | 268  | 246  | 223  | 204  | 184  | 157  |   |   |          | 3438    | 79,3    |     |      |
| 6SDX (L) 46/28 | 37             | 50        |                   | 372          | 321  | 299  | 277  | 254  | 230  | 210  | 190  | 162  |   |   |          | 3552    | 82,0    |     |      |
| 6SDX (L) 46/29 | 45             | 60        |                   | 390          | 339  | 315  | 292  | 268  | 243  | 223  | 201  | 173  |   |   |          | 3665    | 87,4    |     |      |
| 6SDX (L) 46/30 | 45             | 60        |                   | 403          | 349  | 325  | 301  | 276  | 251  | 229  | 207  | 178  |   |   |          | 3779    | 90,0    |     |      |
| 6SDX (L) 46/31 | 45             | 60        |                   | 415          | 360  | 334  | 310  | 284  | 258  | 236  | 213  | 183  |   |   |          | 3893    | 92,6    |     |      |
| 6SDX (L) 46/32 | 45             | 60        |                   | 427          | 370  | 344  | 319  | 292  | 265  | 243  | 219  | 187  |   |   |          | 4007    | 95,2    |     |      |
| 6SDX (L) 46/33 | 45             | 60        |                   | 440          | 380  | 353  | 328  | 300  | 272  | 249  | 225  | 192  |   |   |          | 4121    | 97,8    |     |      |
| 6SDX (L) 46/34 | 51 (55)        | 70 (75)   |                   | 469          | 411  | 383  | 355  | 328  | 298  | 272  | 248  | 216  |   |   |          | 4335    | 101     |     |      |
| 6SDX (L) 46/35 | 51 (55)        | 70 (75)   |                   | 482          | 422  | 394  | 365  | 337  | 306  | 279  | 255  | 221  |   |   |          | 4449    | 103     |     |      |
| 6SDX (L) 46/36 | 51 (55)        | 70 (75)   |                   | 496          | 434  | 404  | 374  | 346  | 314  | 287  | 261  | 227  |   |   |          | 4562    | 106     |     |      |
| 6SDX (L) 46/37 | 51 (55)        | 70 (75)   |                   | 509          | 445  | 415  | 384  | 355  | 322  | 294  | 268  | 233  |   |   |          | 4676    | 109     |     |      |
| 6SDX (L) 46/38 | 55             | 75        |                   | 522          | 456  | 425  | 394  | 364  | 330  | 302  | 275  | 238  |   |   |          | 4790    | 111     |     |      |
| 6SDX (L) 46/39 | 55             | 75        |                   | 535          | 467  | 436  | 403  | 372  | 338  | 309  | 281  | 244  |   |   |          | 4904    | 114     |     |      |
| 6SDX (L) 46/40 | 55             | 75        |                   | 548          | 479  | 446  | 413  | 381  | 346  | 316  | 288  | 249  |   |   |          | 5018    | 117     |     |      |



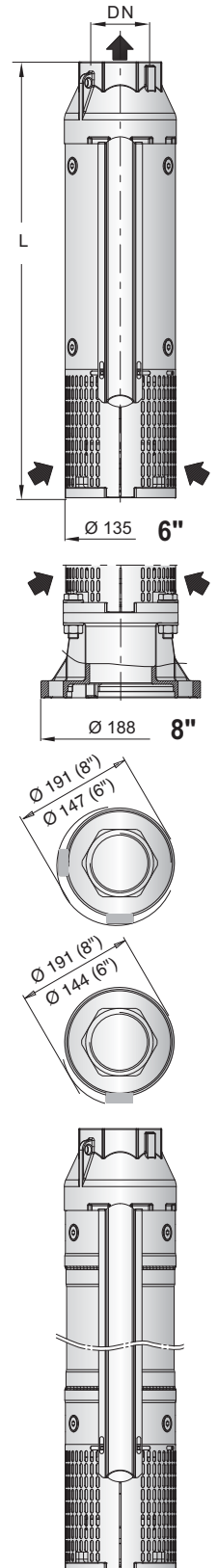
Reinforced with special collar from 6SDX(L) 46/27

## Characteristic curves



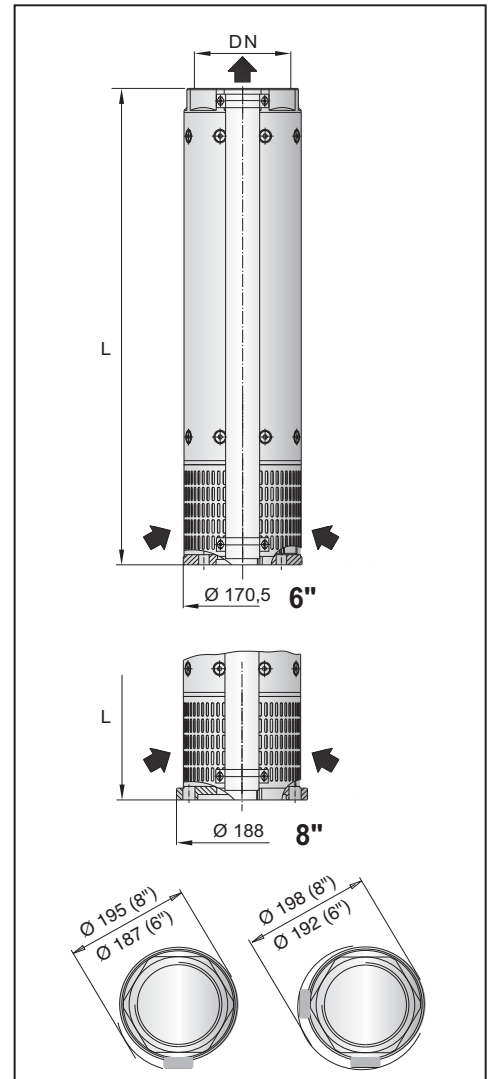
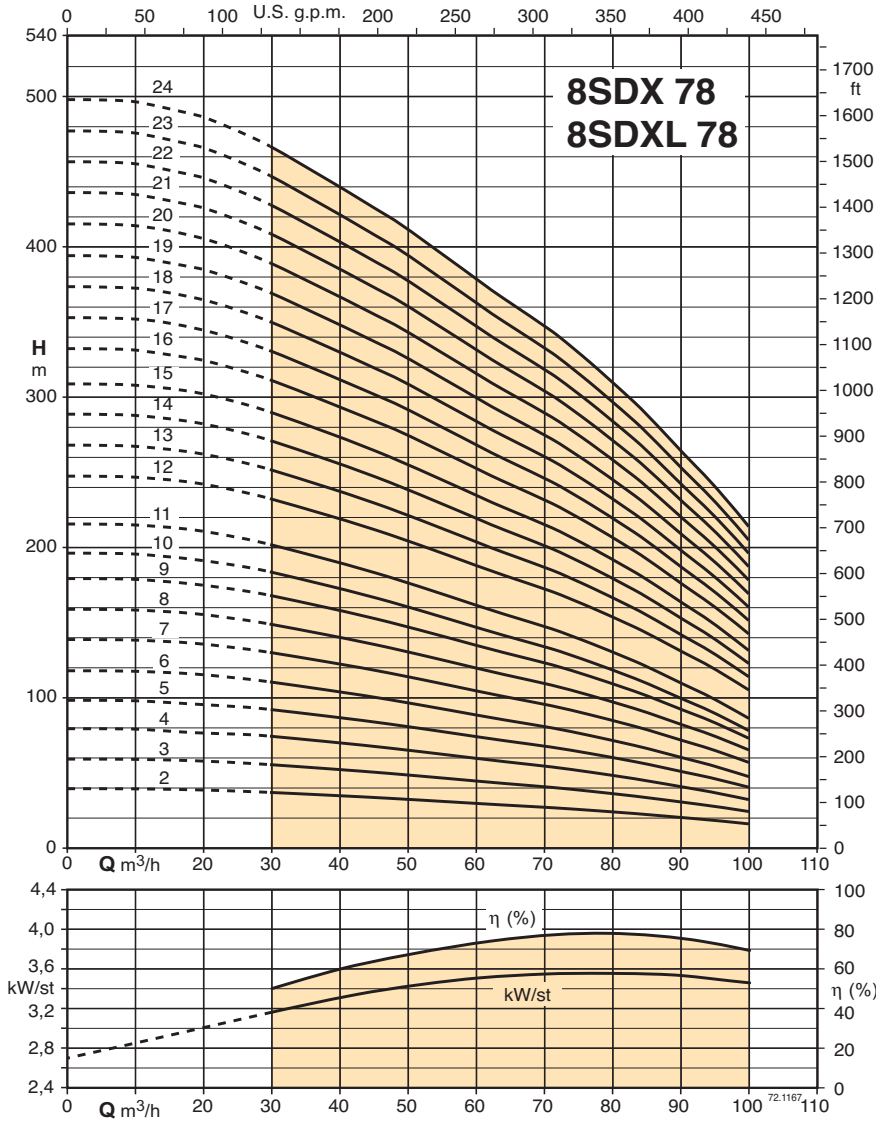
### Performance $n \approx 2900$ rpm, dimensions and weights

| 3 ~            | P <sub>2</sub> |           | Q      | n ≈ 2900 rpm |      |      |      |      |      |      |      |      |      |      |     | DN | Motore |    |      | L    | kg |
|----------------|----------------|-----------|--------|--------------|------|------|------|------|------|------|------|------|------|------|-----|----|--------|----|------|------|----|
|                |                |           |        | m³/h         |      |      |      |      |      |      |      |      |      |      |     |    | CS     | FK | mm   |      |    |
|                | kW             | HP        |        | 0            | 35   | 40   | 45   | 50   | 55   | 60   | 65   | 70   | 75   | 80   | mm  |    |        |    |      |      |    |
| 6SDX (L) 65/2  | 4              | 5,5       | l/min  | 0            | 583  | 666  | 750  | 833  | 916  | 1000 | 1083 | 1166 | 1250 | 1333 | 145 | 6" | 137    | 6" | 592  | 13,6 |    |
| 6SDX (L) 65/3  | 5,5            | 7,5       | H<br>m | 40,4         | 31,8 | 28,8 | 26,2 | 24,9 | 23,7 | 22,5 | 21   | 18,9 | 16   | 12,6 | 145 | 6" | 137    | 6" | 705  | 16,2 |    |
| 6SDX (L) 65/4  | 7,5            | 10        |        | 54           | 42,5 | 38,4 | 35   | 33,2 | 31,6 | 30,1 | 28   | 25,2 | 21,4 | 16,9 | 145 | 6" | 137    | 6" | 819  | 18,8 |    |
| 6SDX (L) 65/5  | 9,3            | 12,5      |        | 68           | 53,8 | 48,7 | 44,3 | 41,9 | 40,1 | 38,2 | 35,6 | 32,2 | 27,5 | 22   | 145 | 6" | 137    | 6" | 933  | 21,4 |    |
| 6SDX (L) 65/6  | 11             | 15        |        | 81,2         | 64   | 57,9 | 52,7 | 50   | 47,7 | 45,3 | 42,3 | 38,1 | 32,3 | 25,7 | 145 | 6" | 137    | 6" | 1047 | 24,0 |    |
| 6SDX (L) 65/7  | 13 (15)        | 17,5 (20) |        | 94,9         | 76,2 | 70,1 | 65,2 | 61,7 | 58,6 | 55,7 | 52,1 | 46,1 | 39,7 | 33,4 | 145 | 6" | 137    | 6" | 1161 | 26,7 |    |
| 6SDX (L) 65/8  | 15             | 20        |        | 108          | 86   | 79,1 | 73,5 | 69,7 | 66,1 | 62,8 | 58,5 | 51,6 | 44,3 | 37   | 145 | 6" | 137    | 6" | 1275 | 29,3 |    |
| 6SDX (L) 65/9  | 15             | 20        |        | 120          | 95,5 | 87,8 | 81,5 | 77,4 | 73,4 | 69,6 | 64,6 | 56,8 | 48,6 | 40,2 | 145 | 6" | 137    | 6" | 1389 | 31,9 |    |
| 6SDX (L) 65/10 | 18,5           | 25        |        | 134          | 108  | 99   | 91,9 | 87,2 | 82,7 | 78,5 | 73,2 | 64,6 | 55,5 | 46,3 | 145 | 6" | 137    | 6" | 1503 | 34,5 |    |
| 6SDX (L) 65/11 | 18,5           | 25        |        | 147          | 117  | 108  | 100  | 95   | 90   | 85,4 | 79,4 | 69,8 | 59,9 | 49,6 | 145 | 6" | 137    | 6" | 1617 | 37,1 |    |
| 6SDX (L) 65/12 | 22             | 30        |        | 161          | 129  | 118  | 110  | 104  | 99,1 | 94,1 | 87,6 | 77,3 | 66,3 | 55,3 | 145 | 6" | 137    | 6" | 1730 | 39,7 |    |
| 6SDX (L) 65/13 | 22             | 30        |        | 174          | 138  | 127  | 118  | 112  | 106  | 101  | 93,8 | 82,5 | 70,8 | 58,6 | 145 | 6" | 137    | 6" | 1844 | 42,4 |    |
| 6SDX (L) 65/14 | 26 (30)        | 35 (40)   |        | 190          | 153  | 141  | 131  | 124  | 118  | 112  | 105  | 93   | 80,2 | 67,7 | 145 | 6" | 137    | 6" | 1958 | 44,9 |    |
| 6SDX (L) 65/15 | 26 (30)        | 35 (40)   |        | 203          | 163  | 150  | 140  | 132  | 126  | 119  | 111  | 98,7 | 85   | 71,5 | 145 | 6" | 137    | 6" | 2072 | 47,5 |    |
| 6SDX (L) 65/16 | 30             | 40        |        | 216          | 173  | 159  | 148  | 140  | 133  | 126  | 118  | 104  | 89,7 | 75,2 | 145 | 6" | 137    | 6" | 2186 | 50,2 |    |
| 6SDX (L) 65/17 | 30             | 40        |        | 229          | 183  | 168  | 156  | 148  | 141  | 133  | 124  | 110  | 94,3 | 78,8 | 145 | 6" | 137    | 6" | 2300 | 52,8 |    |
| 6SDX (L) 65/18 | 37             | 50        |        | 243          | 195  | 180  | 167  | 158  | 150  | 143  | 133  | 118  | 101  | 85,2 | 145 | 6" | 137    | 6" | 2414 | 55,4 |    |
| 6SDX (L) 65/19 | 37             | 50        |        | 256          | 205  | 189  | 175  | 166  | 158  | 150  | 140  | 123  | 106  | 88,9 | 145 | 6" | 137    | 6" | 2527 | 58,0 |    |
| 6SDX (L) 65/20 | 37             | 50        |        | 269          | 215  | 198  | 184  | 174  | 165  | 157  | 146  | 129  | 111  | 92,4 | 145 | 6" | 137    | 6" | 2641 | 60,7 |    |
| 6SDX (L) 65/21 | 37             | 50        |        | 281          | 225  | 206  | 192  | 182  | 173  | 164  | 152  | 134  | 115  | 95,7 | 145 | 6" | 137    | 6" | 2755 | 63,3 |    |
| 6SDX (L) 65/22 | 45             | 60        |        | 298          | 239  | 220  | 204  | 194  | 184  | 175  | 163  | 144  | 124  | 104  | 145 | 6" | 137    | 6" | 2869 | 68,7 |    |
| 6SDX (L) 65/23 | 45             | 60        |        | 310          | 249  | 229  | 213  | 202  | 191  | 182  | 170  | 150  | 129  | 108  | 145 | 6" | 137    | 6" | 2983 | 71,3 |    |
| 6SDX (L) 65/24 | 45             | 60        |        | 323          | 259  | 238  | 221  | 209  | 199  | 189  | 176  | 155  | 133  | 111  | 145 | 6" | 137    | 6" | 3096 | 73,9 |    |
| 6SDX (L) 65/25 | 45             | 60        |        | 336          | 268  | 247  | 229  | 217  | 206  | 196  | 182  | 161  | 138  | 115  | 145 | 6" | 137    | 6" | 3210 | 76,5 |    |
| 6SDX (L) 65/26 | 45             | 60        |        | 348          | 278  | 255  | 237  | 225  | 213  | 202  | 188  | 166  | 142  | 118  | 145 | 6" | 137    | 6" | 3324 | 79,1 |    |
| 6SDX (L) 65/27 | 51 (55)        | 70 (75)   |        | 373          | 303  | 279  | 259  | 245  | 233  | 222  | 208  | 186  | 162  | 137  | 145 | 6" | 137    | 6" | 3538 | 82,6 |    |
| 6SDX (L) 65/28 | 51 (55)        | 70 (75)   |        | 386          | 313  | 288  | 268  | 253  | 241  | 229  | 216  | 193  | 167  | 142  | 145 | 6" | 137    | 6" | 3652 | 85,3 |    |
| 6SDX (L) 65/29 | 51 (55)        | 70 (75)   |        | 399          | 324  | 298  | 277  | 262  | 249  | 237  | 223  | 199  | 172  | 146  | 145 | 6" | 137    | 6" | 3765 | 87,9 |    |
| 6SDX (L) 65/30 | 55             | 75        |        | 413          | 334  | 308  | 286  | 270  | 258  | 245  | 230  | 205  | 177  | 151  | 145 | 6" | 137    | 6" | 3879 | 90,5 |    |
| 6SDX (L) 65/31 | 55             | 75        |        | 426          | 345  | 317  | 295  | 279  | 265  | 252  | 237  | 211  | 183  | 155  | 145 | 6" | 137    | 6" | 3993 | 93,2 |    |



Reinforced with special collar from 6SDX(L) 65/27

## Characteristic curves, performance $n \approx 2900$ rpm, dimensions and weights



| 3 ~                      | P <sub>2</sub> |          | Q      | n ≈ 2900 rpm |      |      |      |      |      |      |      |      |     |    | DN        | Motor     |      |      |       |
|--------------------------|----------------|----------|--------|--------------|------|------|------|------|------|------|------|------|-----|----|-----------|-----------|------|------|-------|
|                          |                |          |        | m³/h         |      |      |      |      |      |      |      |      |     |    |           | CS        | FK   | L    | 8SDXL |
|                          | kW   HP        |          |        | 0            | 30   | 40   | 50   | 60   | 70   | 80   | 90   | 100  | 110 | mm |           |           |      |      |       |
| 8SDX 78/2 - 8SDXL 78/2   | 7,5            | 10       | H<br>m | 39,9         | 37,1 | 34,9 | 32,6 | 29,7 | 27,1 | 24,3 | 20,4 | 16,3 |     |    | 145<br>6" | 137<br>6" | 644  | 31,5 |       |
| 8SDX 78/3 - 8SDXL 78/3   | 11             | 15       |        | 59,8         | 55,7 | 52,3 | 48,9 | 44,6 | 40,7 | 36,4 | 30,6 | 24,4 |     |    |           |           | 770  | 36,5 |       |
| 8SDX 78/4 - 8SDXL 78/4   | 15             | 20       |        | 79,7         | 74,3 | 69,7 | 65,1 | 59,4 | 54,3 | 48,6 | 40,9 | 32,6 |     |    |           |           | 896  | 41,5 |       |
| 8SDX 78/5 - 8SDXL 78/5   | 18,5           | 25       |        | 99,6         | 92,9 | 87,1 | 81,4 | 74,3 | 67,9 | 60,7 | 51,1 | 40,7 |     |    |           |           | 1022 | 46,5 |       |
| 8SDX 78/6 - 8SDXL 78/6   | 22             | 30       |        | 120          | 111  | 105  | 97,7 | 89,1 | 81,4 | 72,9 | 61,3 | 48,9 |     |    |           |           | 1148 | 51   |       |
| 8SDX 78/7 - 8SDXL 78/7   | 26 (30)        | 35 (40)  |        | 140          | 130  | 122  | 114  | 104  | 95   | 85   | 71,5 | 57   |     |    |           |           | 1274 | 56   |       |
| 8SDX 78/8 - 8SDXL 78/8   | 30             | 40       |        | 156          | 146  | 138  | 128  | 117  | 107  | 94,5 | 80   | 63,3 |     |    |           |           | 1400 | 61   |       |
| 8SDX 78/9 - 8SDXL 78/9   | 30             | 40       |        | 176          | 164  | 155  | 144  | 132  | 120  | 106  | 90   | 71,2 |     |    |           |           | 1526 | 66   |       |
| 8SDX 78/10 - 8SDXL 78/10 | 37             | 50       |        | 195          | 183  | 173  | 160  | 147  | 134  | 118  | 100  | 79,1 |     |    |           |           | 1652 | 71   |       |
| 8SDX 78/11 - 8SDXL 78/11 | 37             | 50       |        | 215          | 201  | 190  | 176  | 162  | 147  | 130  | 110  | 87   |     |    |           |           | 1778 | 76   |       |
| 8SDX 78/12 - 8SDXL 78/12 | 45             | 60       |        | 248          | 232  | 218  | 203  | 187  | 171  | 154  | 130  | 105  |     |    |           |           | 1909 | 82   |       |
| 8SDX 78/13 - 8SDXL 78/13 | 51 (55)        | 70 (75)  |        | 268          | 251  | 237  | 220  | 203  | 185  | 166  | 141  | 114  |     |    |           |           | 2035 | 87   |       |
| 8SDX 78/14 - 8SDXL 78/14 | 51 (55)        | 70 (75)  |        | 289          | 271  | 255  | 237  | 218  | 200  | 179  | 152  | 122  |     |    | 2161      | 92        |      |      |       |
| 8SDX 78/15 - 8SDXL 78/15 | 55             | 75       |        | 310          | 290  | 273  | 254  | 234  | 214  | 192  | 163  | 131  |     |    | 2287      | 97        |      |      |       |
| 8SDX 78/16 - 8SDXL 78/16 | 59 (75)        | 80 (100) |        | 332          | 312  | 293  | 274  | 252  | 232  | 206  | 176  | 143  |     |    | 2413      | 101,5     |      |      |       |
| 8SDX 78/17 - 8SDXL 78/17 | 66 (75)        | 90 (100) |        | 353          | 332  | 311  | 292  | 268  | 247  | 219  | 187  | 152  |     |    | 2539      | 106,5     |      |      |       |
| 8SDX 78/18 - 8SDXL 78/18 | 66 (75)        | 90 (100) |        | 374          | 351  | 329  | 309  | 284  | 261  | 232  | 198  | 161  |     |    | 2665      | 111,5     |      |      |       |
| 8SDX 78/19 - 8SDXL 78/19 | 75             | 100      |        | 394          | 371  | 348  | 326  | 299  | 276  | 245  | 209  | 170  |     |    | 2791      | 116,5     |      |      |       |
| 8SDX 78/20 - 8SDXL 78/20 | 75             | 100      |        | 415          | 390  | 366  | 343  | 315  | 290  | 258  | 220  | 179  |     |    | 2917      | 121       |      |      |       |
| 8SDX 78/21 - 8SDXL 78/21 | 75             | 100      |        | 436          | 409  | 385  | 361  | 331  | 304  | 271  | 231  | 187  |     |    | 3043      | 126       |      |      |       |
| 8SDX 78/22 - 8SDXL 78/22 | 92             | 125      |        | 457          | 428  | 403  | 378  | 347  | 318  | 284  | 242  | 196  |     |    | 3169      | 131       |      |      |       |
| 8SDX 78/23 - 8SDXL 78/23 | 92             | 125      |        | 478          | 448  | 422  | 395  | 363  | 333  | 297  | 253  | 205  |     |    | 3295      | 136       |      |      |       |
| 8SDX 78/24 - 8SDXL 78/24 | 92             | 125      |        | 499          | 467  | 440  | 412  | 379  | 347  | 310  | 264  | 214  |     |    | 3421      | 141       |      |      |       |

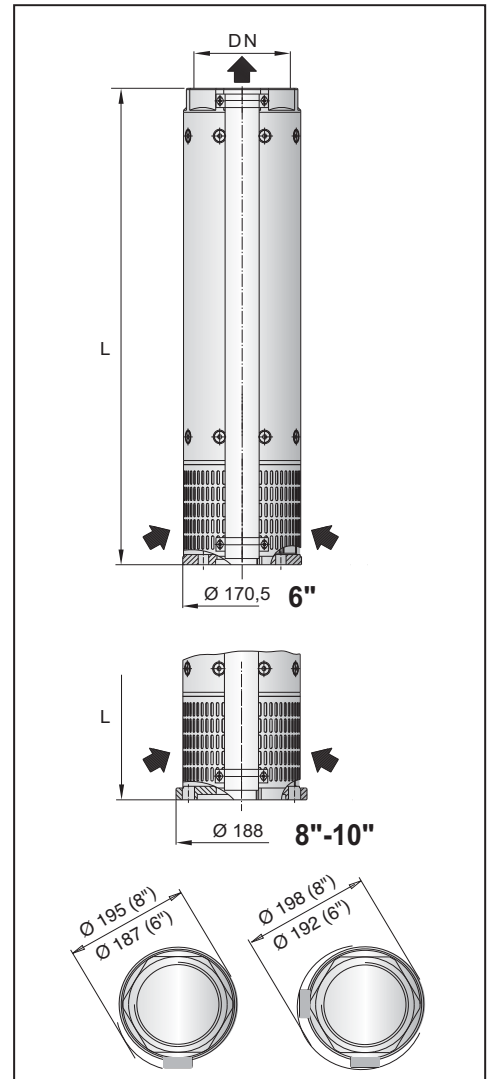
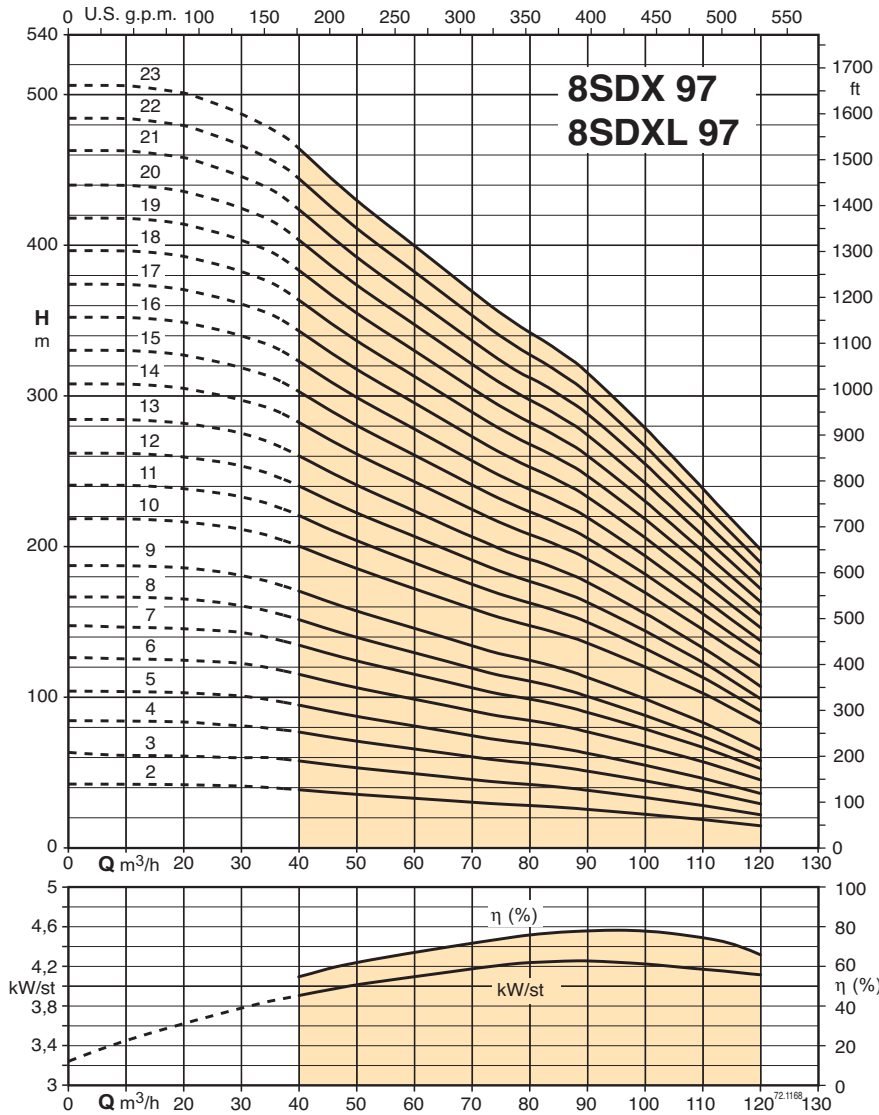
P<sub>2</sub> Rated motor power output

(...) FK motor rated power output

H Total head in m

Tolerances according to ISO 9906, annex A

### Characteristic curves, performance $n \approx 2900$ rpm, dimensions and weights



| 3 ~                      | P <sub>2</sub> |           | Q      | n ≈ 2900 rpm |      |      |      |      |      |      |      |      |      |           | DN        | Motor |       |      |          |
|--------------------------|----------------|-----------|--------|--------------|------|------|------|------|------|------|------|------|------|-----------|-----------|-------|-------|------|----------|
|                          | kW             | HP        |        | m³/h         |      |      |      |      |      |      |      |      |      |           |           | CS mm | FK mm | L mm | 8SDXL kg |
|                          |                |           |        | 0            | 40   | 50   | 60   | 70   | 80   | 90   | 100  | 110  | 120  | 0         |           |       |       |      |          |
| 8SDX 97/2 - 8SDXL 97/2   | 9,2            | 12,5      | H<br>m | 41,2         | 38,6 | 35,2 | 32,2 | 29,8 | 27,8 | 24,8 | 21,8 | 18,6 | 14,8 | 145<br>6" | 137<br>6" | 644   | 31,5  |      |          |
| 8SDX 97/3 - 8SDXL 97/3   | 13 (15)        | 17,5 (20) |        | 61,8         | 57,9 | 52,8 | 48,3 | 44,7 | 41,7 | 37,2 | 32,7 | 27,9 | 22,2 |           |           | 770   | 36,5  |      |          |
| 8SDX 97/4 - 8SDXL 97/4   | 18,5           | 25        |        | 82,4         | 77,2 | 70,4 | 64,4 | 59,6 | 55,6 | 49,6 | 43,6 | 37,2 | 29,6 |           |           | 896   | 41,5  |      |          |
| 8SDX 97/5 - 8SDXL 97/5   | 22             | 30        |        | 103          | 96,5 | 88   | 80,5 | 74,5 | 69,5 | 62   | 54,5 | 46,5 | 37   |           |           | 1022  | 46    |      |          |
| 8SDX 97/6 - 8SDXL 97/6   | 26 (30)        | 35 (40)   |        | 125          | 113  | 105  | 96,7 | 89   | 82,7 | 75   | 66,3 | 55   | 44   |           |           | 1148  | 51    |      |          |
| 8SDX 97/7 - 8SDXL 97/7   | 30             | 40        |        | 146          | 132  | 123  | 113  | 104  | 96,4 | 87,5 | 77,4 | 64,2 | 51,3 |           |           | 1274  | 56    |      |          |
| 8SDX 97/8 - 8SDXL 97/8   | 37             | 50        |        | 167          | 151  | 140  | 129  | 119  | 110  | 100  | 88,4 | 73,3 | 58,7 |           |           | 1400  | 61    |      |          |
| 8SDX 97/9 - 8SDXL 97/9   | 37             | 50        |        | 188          | 170  | 158  | 145  | 134  | 124  | 113  | 99,5 | 82,5 | 66   |           |           | 1526  | 66    |      |          |
| 8SDX 97/10 - 8SDXL 97/10 | 45             | 60        |        | 219          | 200  | 185  | 172  | 158  | 147  | 135  | 119  | 102  | 83,1 |           |           | 1657  | 72    |      |          |
| 8SDX 97/11 - 8SDXL 97/11 | 51 (55)        | 70 (75)   |        | 241          | 220  | 204  | 189  | 174  | 162  | 149  | 131  | 112  | 91,4 |           |           | 1783  | 77    |      |          |
| 8SDX 97/12 - 8SDXL 97/12 | 51 (55)        | 70 (75)   |        | 263          | 240  | 222  | 206  | 190  | 176  | 162  | 143  | 122  | 99,7 |           |           | 1909  | 82    |      |          |
| 8SDX 97/13 - 8SDXL 97/13 | 55             | 75        |        | 285          | 260  | 241  | 223  | 206  | 191  | 176  | 155  | 132  | 108  | 2035      | 87        |       |       |      |          |
| 8SDX 97/14 - 8SDXL 97/14 | 59 (75)        | 80 (100)  |        | 309          | 281  | 262  | 242  | 224  | 208  | 191  | 169  | 144  | 120  | 2161      | 92        |       |       |      |          |
| 8SDX 97/15 - 8SDXL 97/15 | 66 (75)        | 90 (100)  |        | 331          | 302  | 279  | 261  | 240  | 222  | 205  | 182  | 156  | 129  | 2287      | 97        |       |       |      |          |
| 8SDX 97/16 - 8SDXL 97/16 | 75             | 100       |        | 353          | 322  | 298  | 278  | 256  | 237  | 219  | 194  | 166  | 138  | 2413      | 102       |       |       |      |          |
| 8SDX 97/17 - 8SDXL 97/17 | 75             | 100       |        | 375          | 342  | 317  | 295  | 272  | 251  | 233  | 206  | 176  | 147  | 2539      | 106,5     |       |       |      |          |
| 8SDX 97/18 - 8SDXL 97/18 | 92             | 125       |        | 397          | 362  | 335  | 313  | 288  | 266  | 246  | 218  | 187  | 155  | 2665      | 111,5     |       |       |      |          |
| 8SDX 97/19 - 8SDXL 97/19 | 92             | 125       |        | 419          | 382  | 354  | 330  | 304  | 281  | 260  | 230  | 197  | 164  | 2791      | 116,5     |       |       |      |          |
| 8SDX 97/20 - 8SDXL 97/20 | 92             | 125       |        | 440          | 403  | 374  | 348  | 322  | 298  | 274  | 244  | 209  | 173  | 2917      | 121       |       |       |      |          |
| 8SDX 97/21 - 8SDXL 97/21 | 92             | 125       |        | 462          | 424  | 393  | 365  | 338  | 313  | 288  | 257  | 219  | 182  | 3043      | 126       |       |       |      |          |
| 8SDX 97/22 - 8SDXL 97/22 | 110            | 150       |        | 484          | 444  | 411  | 383  | 354  | 328  | 301  | 269  | 230  | 190  | 3169      | 131       |       |       |      |          |
| 8SDX 97/23 - 8SDXL 97/23 | 110            | 150       |        | 507          | 464  | 430  | 400  | 370  | 343  | 315  | 281  | 240  | 199  | 3295      | 136       |       |       |      |          |

P<sub>2</sub> Rated motor power output

(...) FK motor rated power output

H Total head in m

Tolerances according to ISO 9906, annex A